

TX-1818W45FC120-CUHCNG-A01A

PRODUCT SPECIFICATION

Features:

- ◆ Excellent transiting heat from LED chip operating under 1.8A.
- ◆ High luminous output.
- ◆ No UV.
- ◆ Encapsulated materials are environmentally certified and meet environmental requirements.

Chip Material:

- ◆ GaN

Emitting Color:

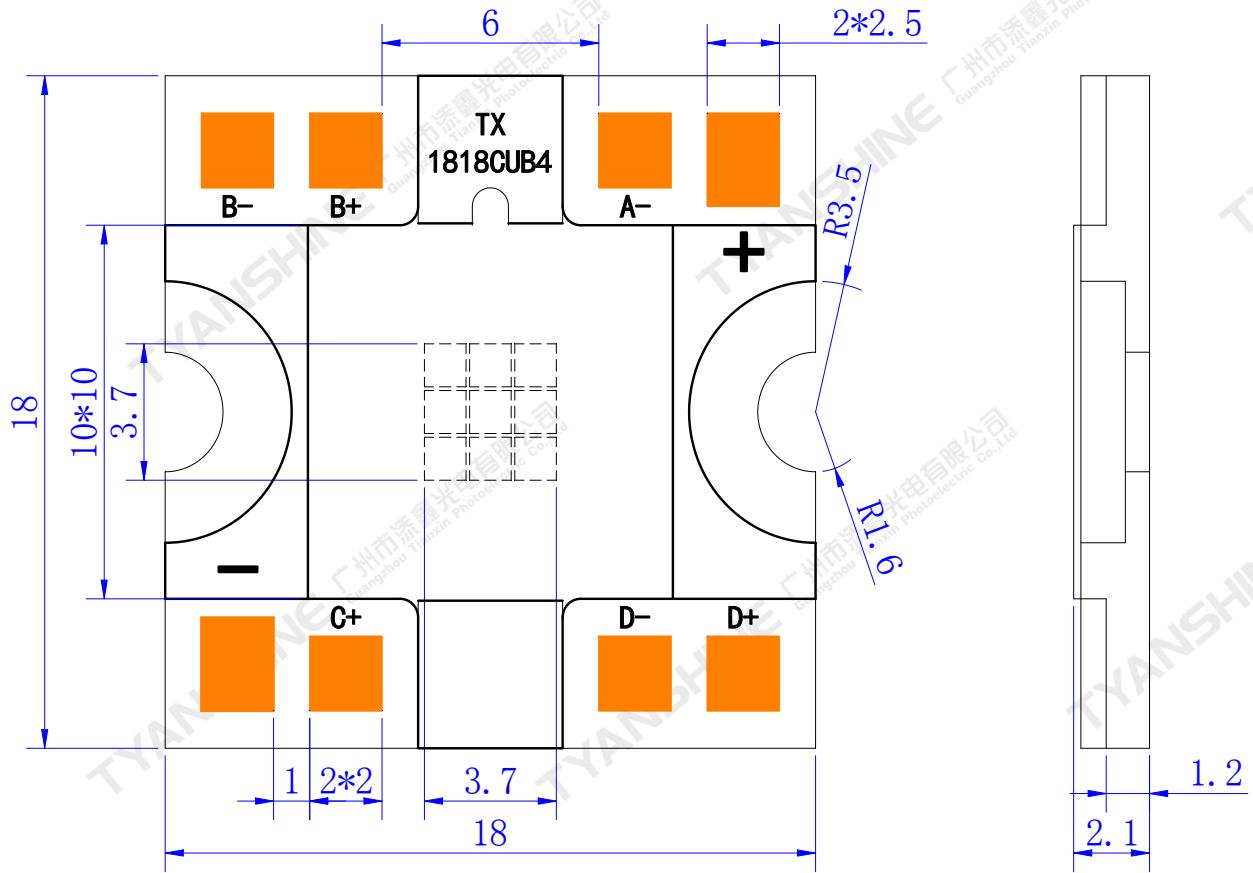
- ◆ white

Applications:

- ◆ Auxiliary lighting
- ◆ Architectural lighting

Part No.	TX-1818W45FC120-CUHCNG-A01A	Spec No.	WKF-BE0313	Page	1 of 9
----------	-----------------------------	----------	------------	------	--------

Package Dimensions:



Notes:

1. All dimensions are in millimeters .
2. Tolerances unless otherwise mentioned are ± 0.1 mm .

Part No.	TX-1818W45FC120-CUHCNG-A01A	Spec No.	WKF-BE0313	Page	2 of 9
----------	-----------------------------	----------	------------	------	--------

Absolute Maximum Ratings (Tc=25°C)

Parameter	Symbol	Ratings	Unit
Forward Current	IF	1800	mA
Reverse Voltage	VR	Not designed for reverse operation	V
Power Dissipation	PD	45	W
Junction Temperature	Tj	150	°C
Electrostatic Discharge Threshold (ESD)	ESD	2000	V
Storage Temperature	T _{stg}	-20~+65	°C
Operation Temperature	T _{opr}	-40~+100	

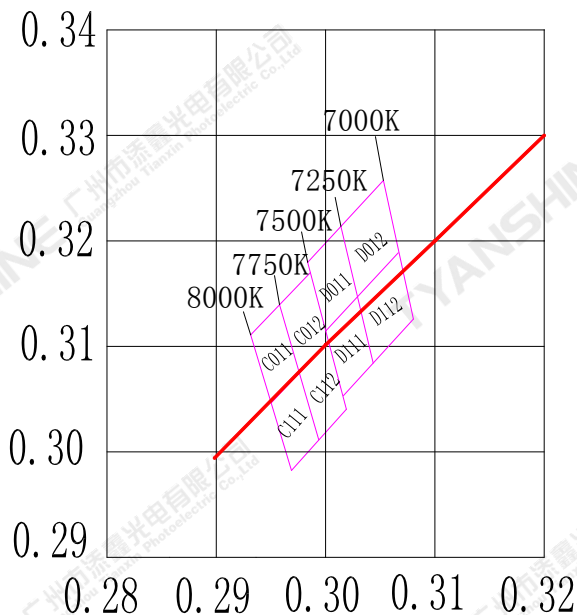
Notes:

- Specifications are subject to change without notice.
- The data on this specification is for reference only and the actual data is in accordance with the acknowledgment.
- Precautions for ESD:
 STATIC SHIELD Electricity and surge damages the LED. It is recommended to use a wrist band or anti-electrostatic glove when handling the LED. All devices, equipment and machinery must be properly grounded.

Electrical Optical Characteristics (Tc=25°C)

Parameter	Symbol	Condition	Min.	Typ.	Max.	Units
Luminous Flux	ϕ_v	If=1.5A	3600	4000	4500	lm
Correlated Colour Temperature	CCT		7000	7500	8000	K
Forward Voltage	V_f		28	30	32	V
Viewing Angle at 50% IV	$2\theta_{1/2}$		—	120	—	Deg
Reverse Current	I_R		—	—	—	μA
Thermal Resistance Junction to Case	$R\theta_{J-C}$	—	—	0.4	—	K/W
Temperature Coefficient of Voltage	$V\Delta F/T$	If=1.5A	—	-2.7	—	mV/°C

White light Color coordinate filing (IF=1.5A,Tc=85℃)



Region	CCT Range		X1	Y1	X2	Y2	X3	Y3	X4	Y4
	Min	Max								
D112	7000	7250	0.3080	0.3126	0.3044	0.3084	0.3029	0.3147	0.3067	0.3189
D012			0.3067	0.3189	0.3029	0.3147	0.3014	0.3214	0.3053	0.3257
D111	7250	7500	0.3044	0.3084	0.3016	0.3053	0.3000	0.3115	0.3029	0.3147
D011			0.3029	0.3147	0.3000	0.3115	0.2984	0.3180	0.3014	0.3214
C112	7500	7750	0.3019	0.3040	0.2994	0.3011	0.2976	0.3075	0.3003	0.3104
C012			0.3003	0.3104	0.2976	0.3075	0.2985	0.3139	0.2980	0.3170
C111	7750	8000	0.2994	0.3011	0.2969	0.2982	0.2950	0.3046	0.2976	0.3075
C011			0.2976	0.3075	0.2950	0.3046	0.2931	0.3111	0.2958	0.3139

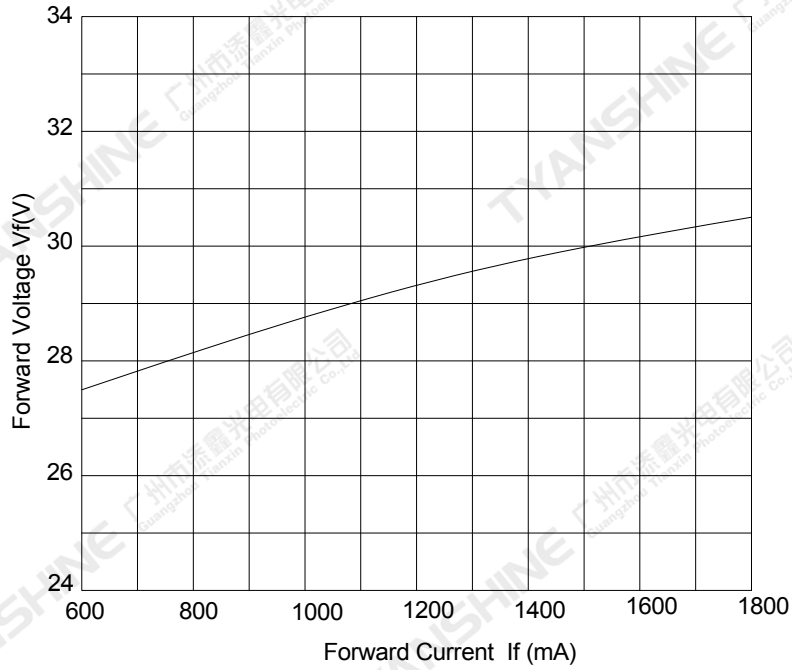
Notes:

- 1.Luminous intensity is measured with a light sensor and filter combination that approximates the CIE eye-response curve.
2. $\theta_{1/2}$ is the off-axis angle at which the luminous intensity is half the axial luminous intensity.
- 3.Luminous flux measurement tolerance: $\pm 15\%$.
- 4.Forward voltage measurement tolerance: $\pm 0.15V$.

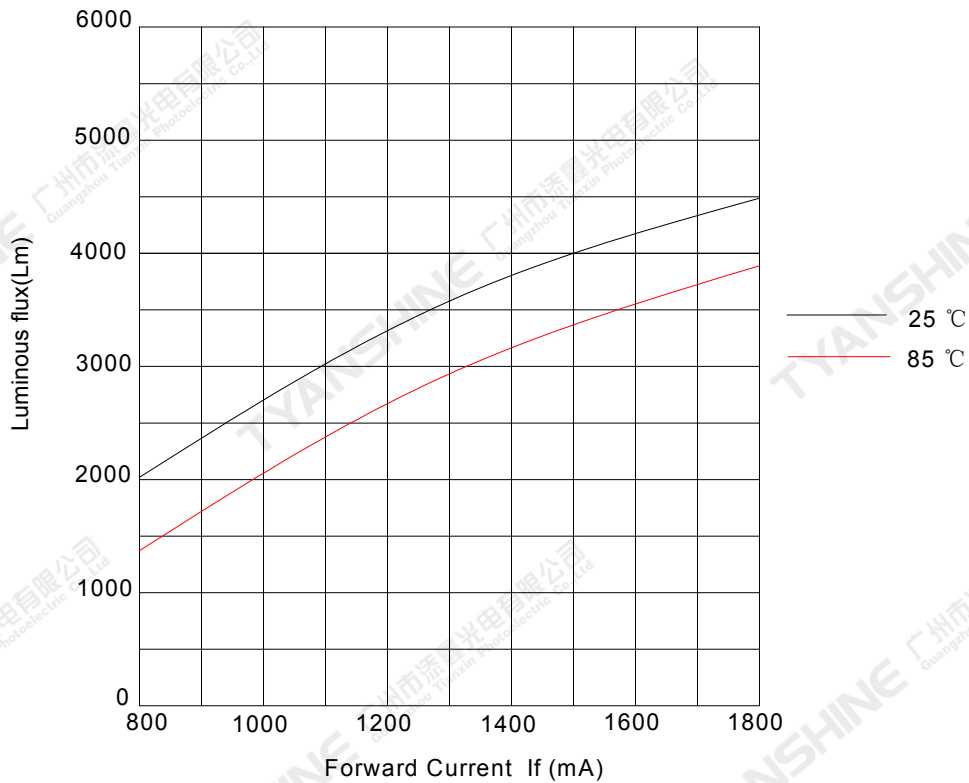
Typical Electrical/Optical Characteristics Curves

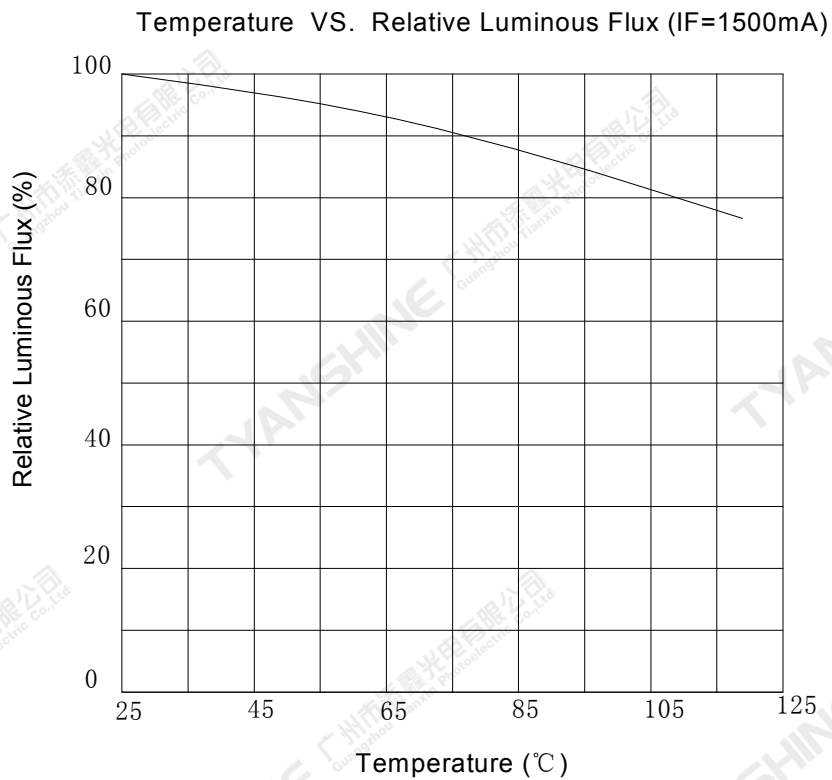
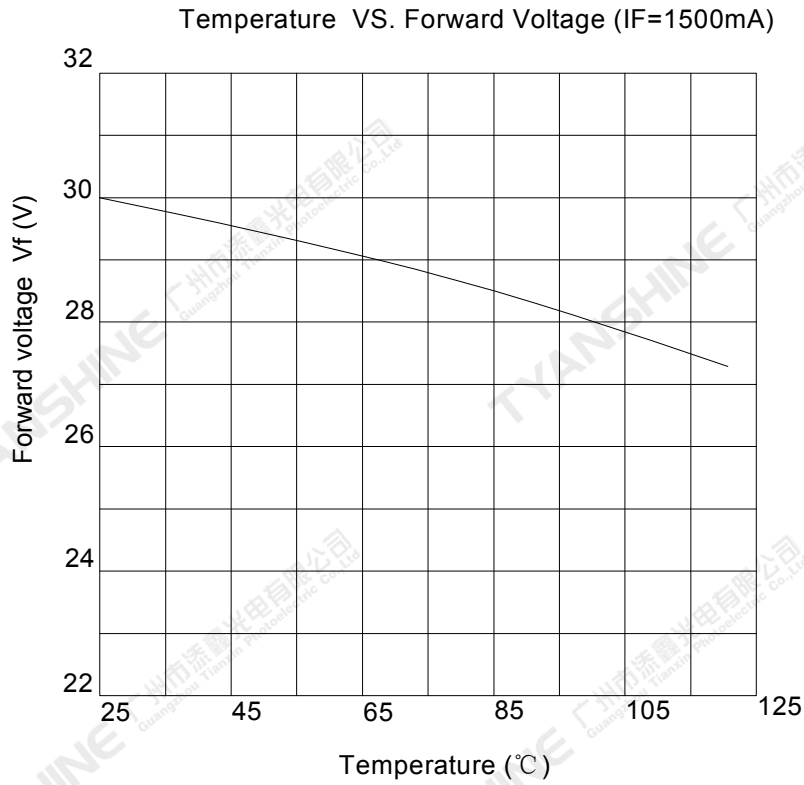
(25°C Ambient Temperature Unless Otherwise Noted)

Forward Current VS. Forward Voltage



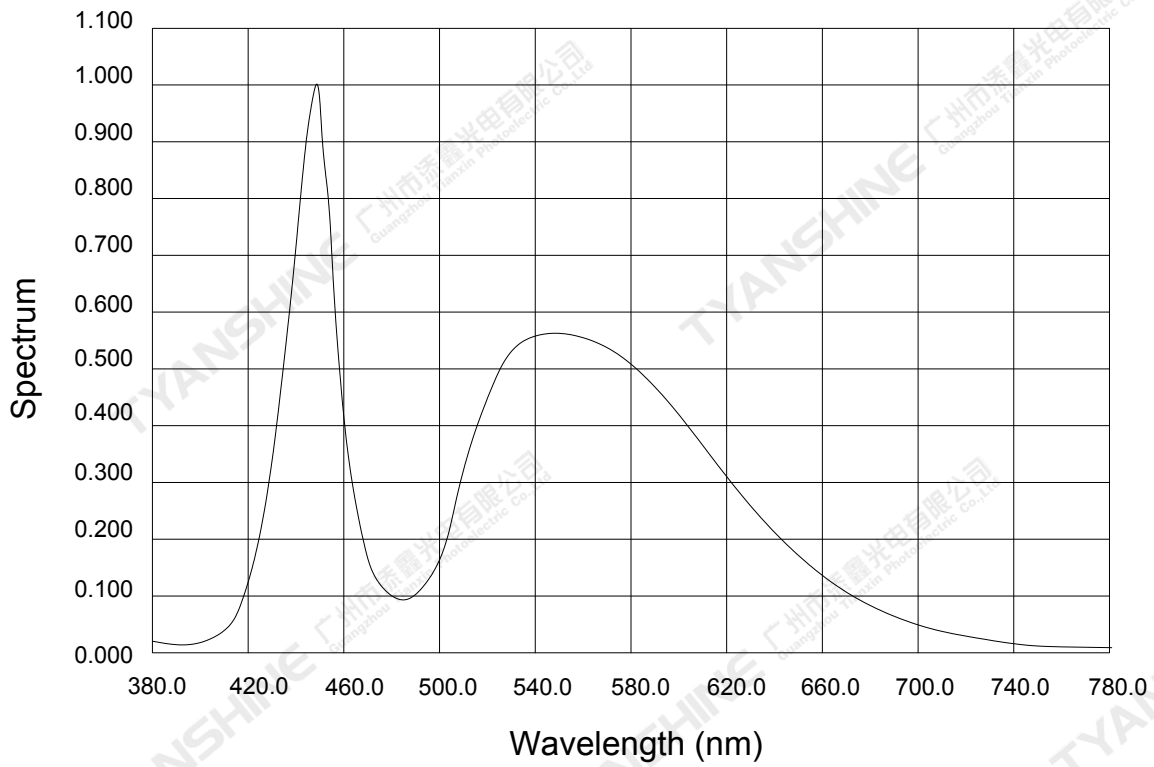
Forward Current VS. Luminous flux



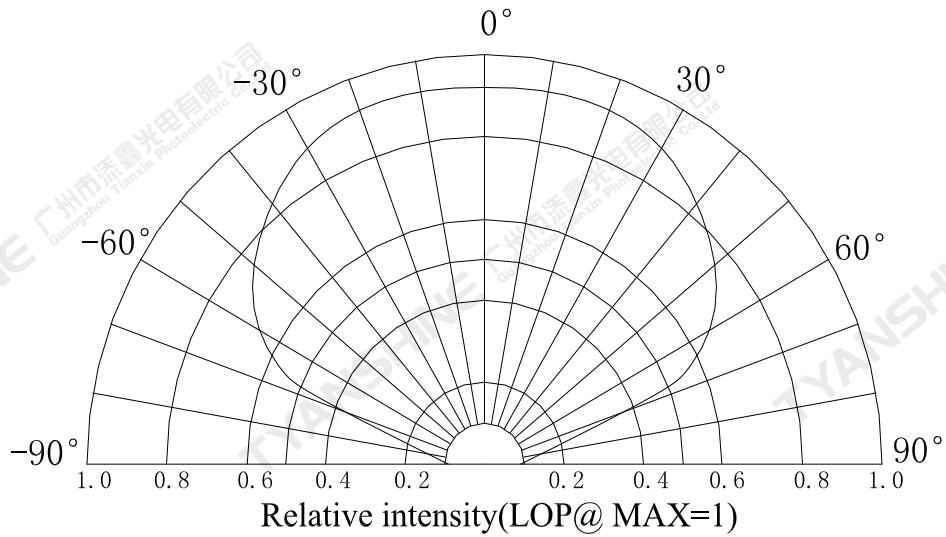


Part No.	TX-1818W45FC120-CUHCNG-A01A	Spec No.	WKF-BE0313	Page	7 of 9
----------	-----------------------------	----------	------------	------	--------

Relative Spectral Distribution



Beam Pattern



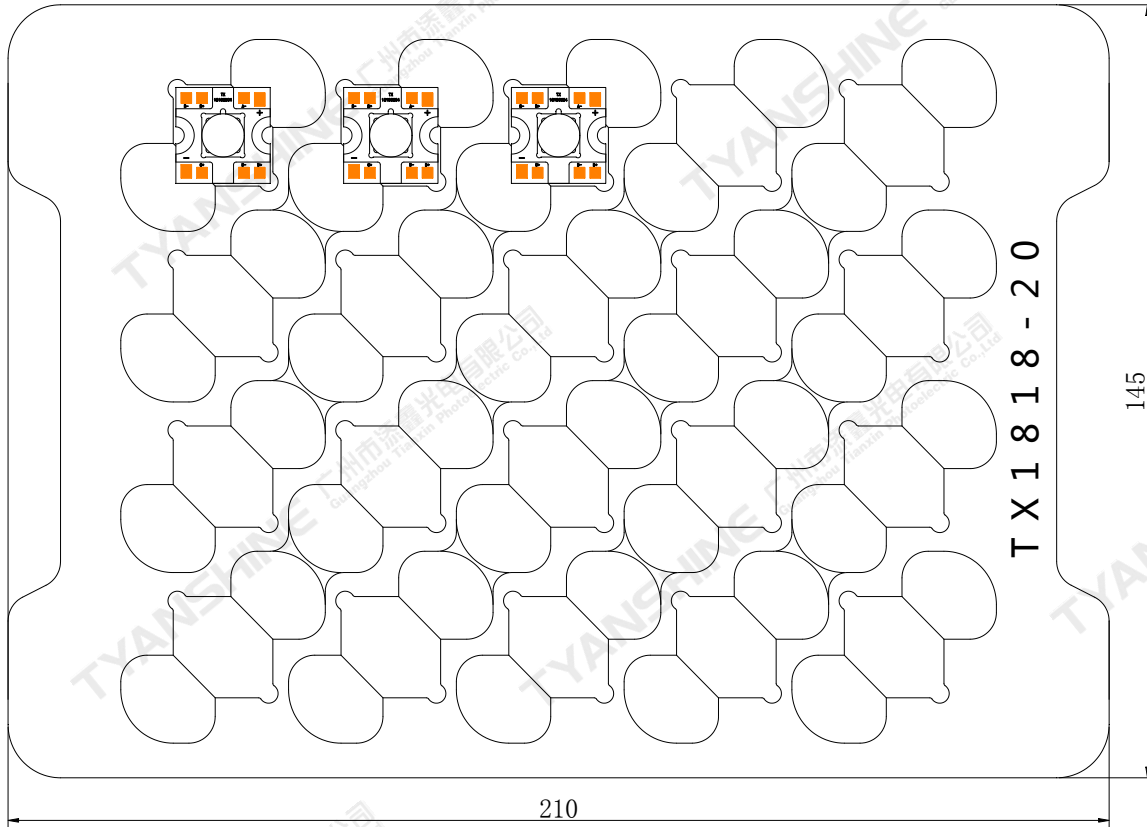
Notes:

1. $2\theta_{1/2}$ is the off axis angle from lamp centerline where the luminous intensity is 1/2 of the peak value.
2. View angle tolerance is $\pm 5^\circ$.

Part No.	TX-1818W45FC120-CUHCNG-A01A	Spec No.	WKF-BE0313	Page	8 of 9
----------	-----------------------------	----------	------------	------	--------

Dimensions For Cannulation And Packaging

Quantity:20 PCS



Notes:

1. All dimensions are in millimeters.
2. Tolerances are ± 2.0 mm unless otherwise noted.
3. The products are packaged together with silica gel, Transport, not to the weight of welding LED light-emitting area, As a result of the weight of LED light-emitting zone in the quality of, Irresponsible of the Company.

Part No.	TX-1818W45FC120-CUHCNG-A01A	Spec No.	WKF-BE0313	Page	9 of 9
----------	-----------------------------	----------	------------	------	--------