

TX-1919W40FC120-NUFENW-A01

PRODUCT SPECIFICATION

Features:

- ◆ Excellent transiting heat from LED chip operating under 3.2A.
- ◆ High luminous output.
- ◆ No UV.
- ◆ Encapsulated materials are environmentally certified and meet environmental requirements.

Chip Material:

- ◆ GaInN

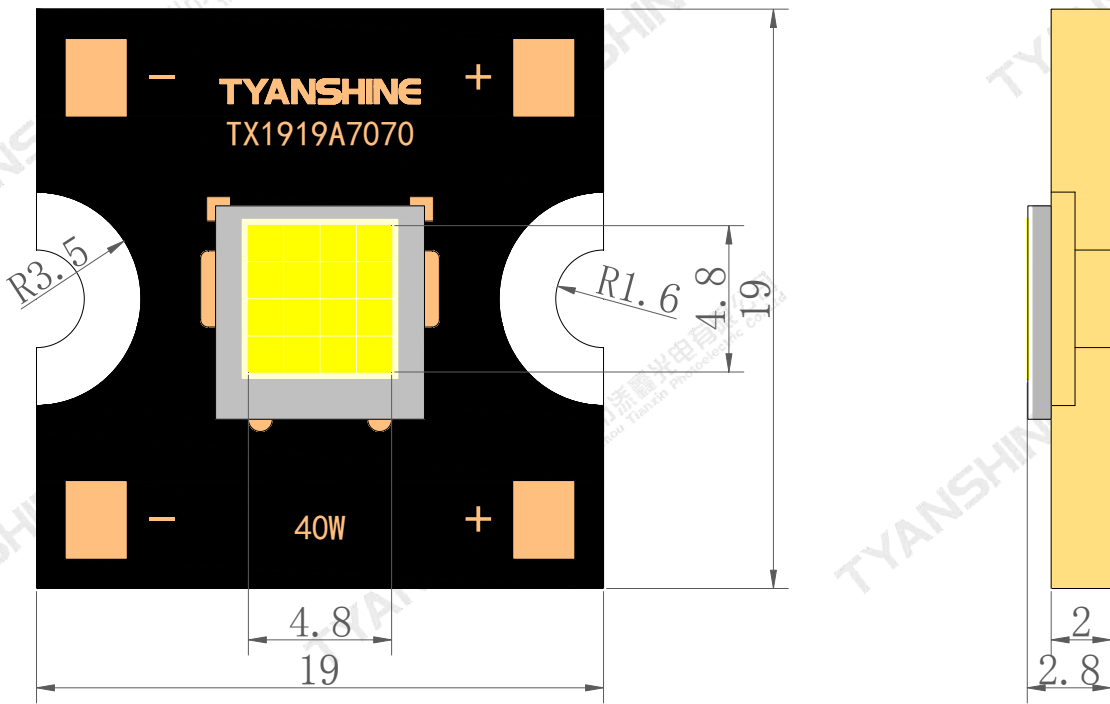
Emitting Color:

- ◆ white

Applications:

- ◆ Auxiliary lighting
- ◆ Architectural lighting

Package Dimensions:



Notes:

1. All dimensions are in millimeters .
2. Tolerances unless otherwise mentioned are $\pm 0.1\text{mm}$.

Part No.	TX-1919W40FC120-NUFENW-A01	Spec No.	WKF-BE0867	Page	2 of 7
----------	----------------------------	----------	------------	------	--------

Absolute Maximum Ratings (Tc=25°C)

Parameter	Symbol	Ratings	Unit
Forward Current	IF	4000	mA
Reverse Voltage	V _R	Not designed for reverse operation	V
Power Dissipation	P _D	50	W
Junction Temperature	T _j	150	°C
Electrostatic Discharge Threshold (ESD)	ESD	2000	V
Storage Temperature	T _{stg}	-20~+70	°C
Operation Temperature	T _{opr}	-40~+125	

Notes:

1.Specifications are subject to change without notice.

2.The data on this specification is for reference only and the actual data is in accordance with the acknowledgment.

3.Precautions for ESD:

STATIC SHIELD Electricity and surge damages the LED. It is recommended to use a wrist band or anti-electrostatic glove when handling the LED. All devices, equipment and machinery must be properly grounded.

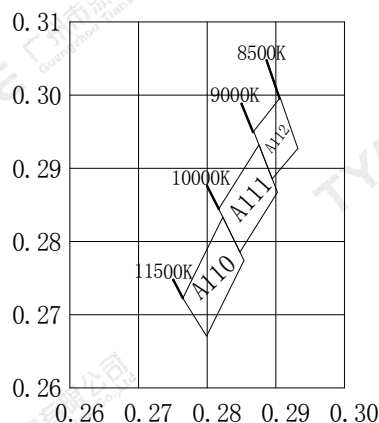
Electrical Optical Characteristics (Tc=25°C)

Parameter	Symbol	Condition	Min.	Typ.	Max.	Units
Luminous Flux	ϕ_v	If=3.2A	4000	—	5000	lm
Correlated Colour Temperature	CCT		8500	—	11500	K
Forward Voltage	V _f		11	12.5	14	V
Viewing Angle at 50 % IV	2 $\theta_{1/2}$		—	120	—	Deg
Reverse Current	I _R		—	—	—	μ A
Thermal Resistance Junction to Case	R θ_{J-C}	—	—	0.26	—	K/W
Temperature Coefficient of Voltage	V Δ F/T	If=3.2A	—	-6.7	—	mV/°C
Thermistor(NTC)	Rt25	—	—	10	—	K Ω

Notes:

- 1.Luminous intensity is measured with a light sensor and filter combination that approximates the CIE eye-response curve.
2. $\theta_{1/2}$ is the off-axis angle at which the luminous intensity is half the axial luminous intensity.
- 3.Luminous flux measurement tolerance:±15%.
- 4.Forward voltage measurement tolerance:±0.15V.

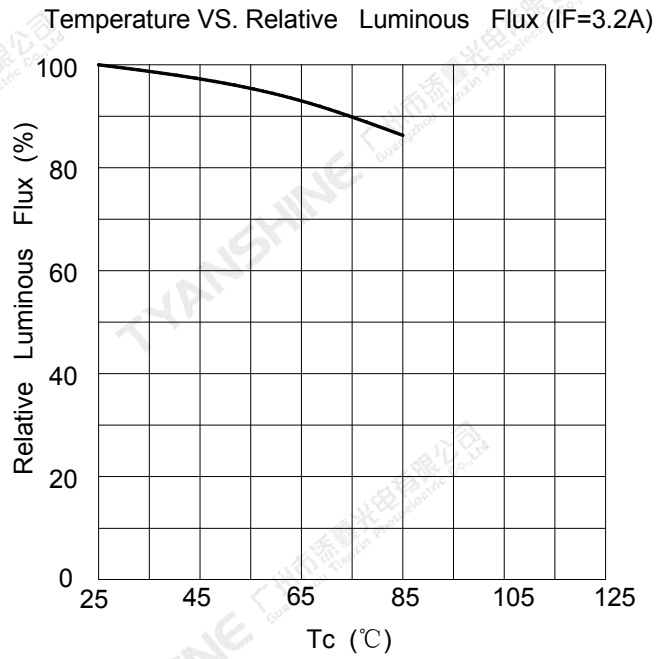
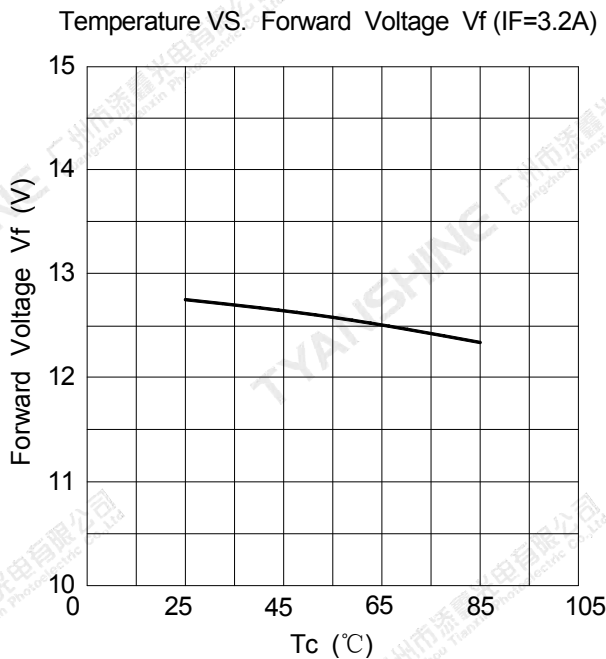
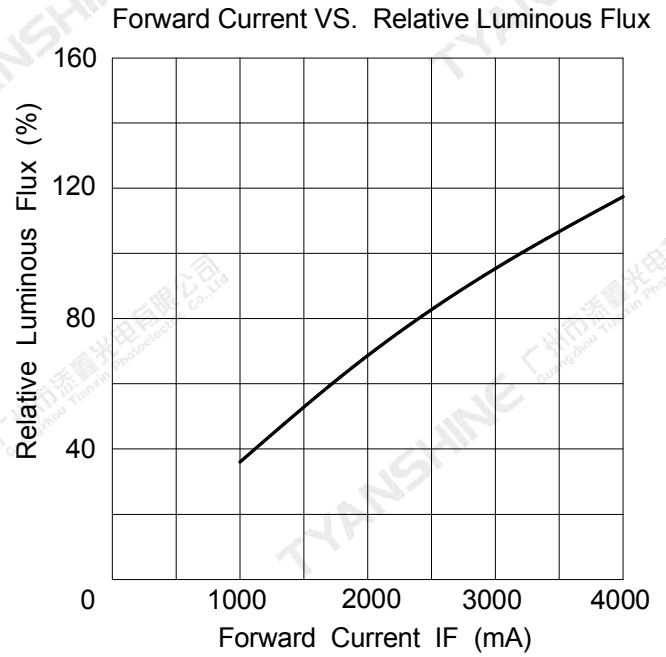
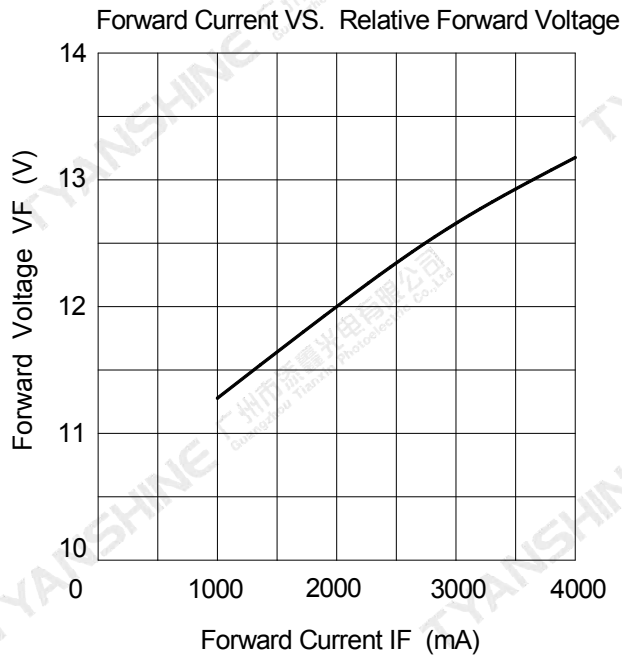
White light Color coordinate filing (Tc=25°C)



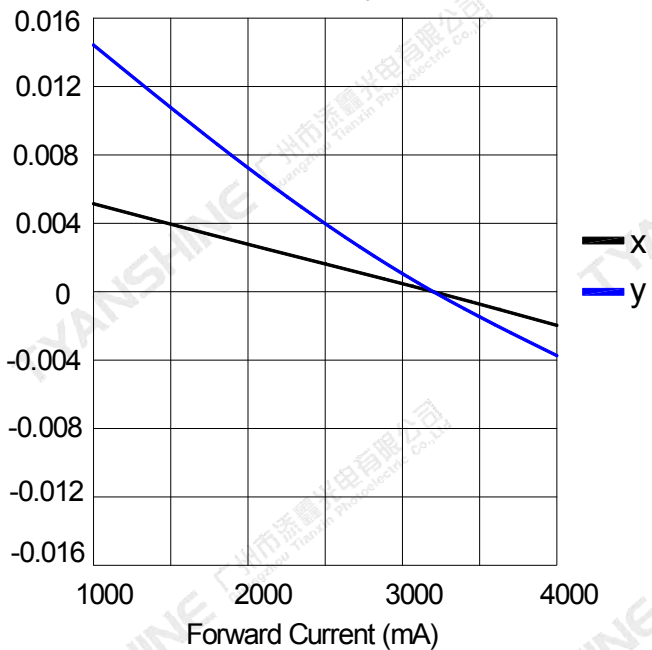
Grade	TC	P1		P2		P3		P4	
		X1	Y1	X2	Y2	X3	Y3	X4	Y4
A112	8500-9000K	0.2906	0.2997	0.2868	0.2950	0.2895	0.2886	0.2932	0.2927
A111	9000-10000K	0.2875	0.2932	0.2817	0.2845	0.2848	0.2786	0.2902	0.2867
A110	10000-11500K	0.2823	0.2833	0.2765	0.2723	0.2799	0.2671	0.2854	0.2774

Typical Electrical/Optical Characteristics Curves

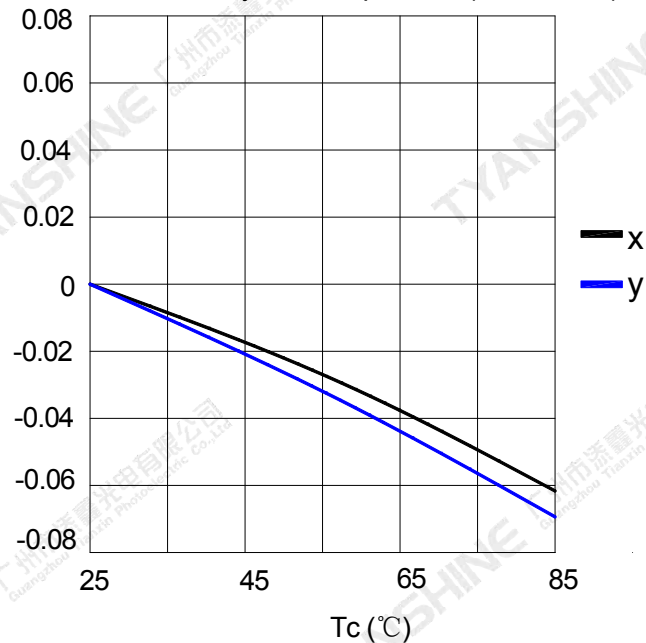
(25°C Ambient Temperature Unless Otherwise Noted)



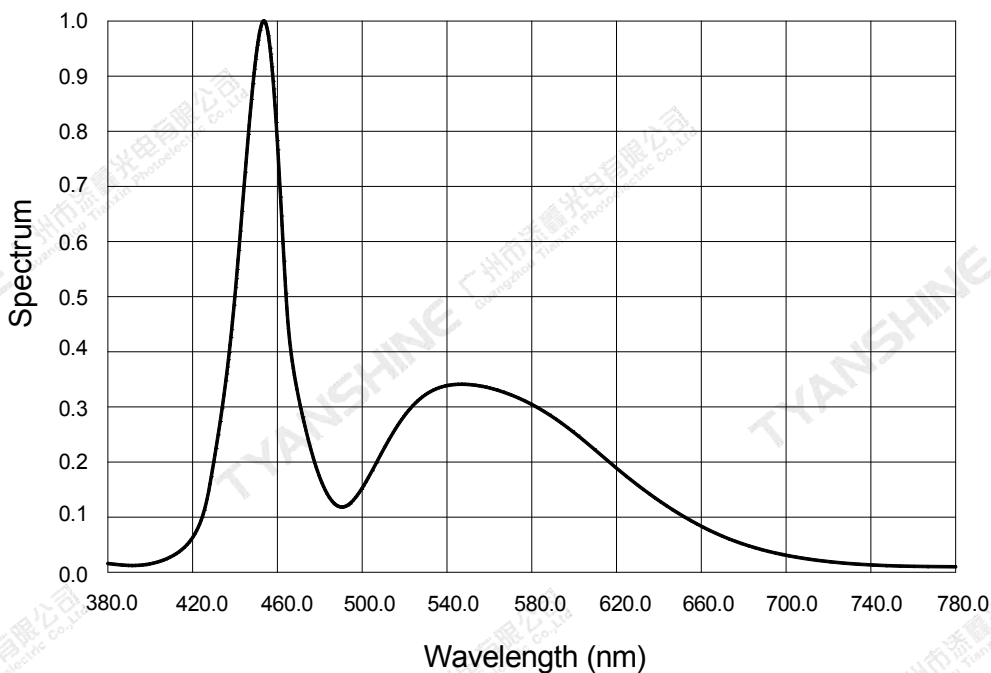
Relative Chromaticity VS. Current



Relative Chromaticity VS. Temperature (IF=3200mA)



Relative Spectral Distribution




Notes:

1. $2\theta_{1/2}$ is the off axis angle from lamp centerline where the luminous intensity is 1/2 of the peak value.
2. View angle tolerance is $\pm 5^\circ$.

Part No.	TX-1919W40FC120-NUFENW-A01	Spec No.	WKF-BE0867	Page	6 of 7
----------	----------------------------	----------	------------	------	--------

Dimensions For Cannulation And Packaging

Quantity:36 PCS



Notes:

1. All dimensions are in millimeters.
2. Tolerances are ± 2.0 mm unless otherwise noted.
3. The products are packaged together with silica gel, Transport, not to the weight of welding LED light-emitting area, As a result of the weight of LED light-emitting zone in the quality of, Irresponsible of the Company.

Part No.	TX-1919W40FC120-NUFENW-A01	Spec No.	WKF-BE0867	Page	7 of 7
----------	----------------------------	----------	------------	------	--------