

TX-3535W15FC120-NGVEZW-B03D

PRODUCT SPECIFICATION

Features:

- ◆ Excellent transiting heat from LED chip operating under 5500 mA.
- ◆ High luminous output.
- ◆ No UV.
- ◆ Encapsulated materials are environmentally certified and meet environmental requirements.

Chip Material:

- ◆ GaN

Emitting Color:

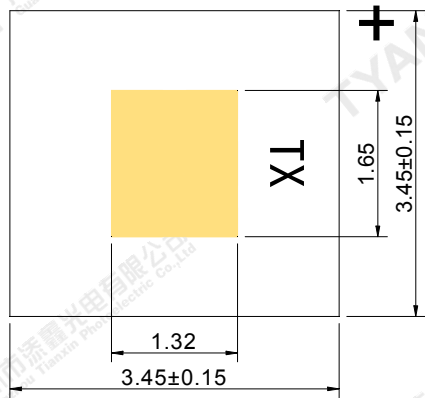
- ◆ white

Applications:

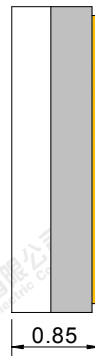
- ◆ Auxiliary lighting
- ◆ Architectural lighting
- ◆ General Lighting

Part No.	TX-3535W15FC120-NGVEZW-B03D	Spec No.	WKF-BE0865	Page	1 of 9
----------	-----------------------------	----------	------------	------	--------

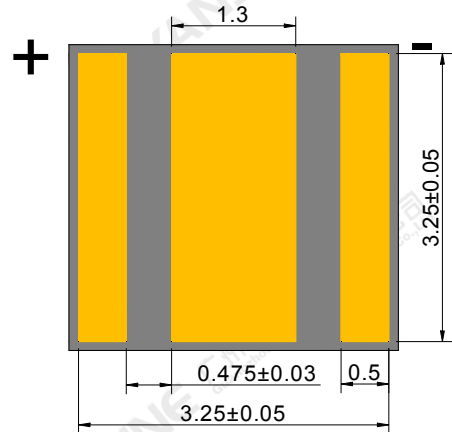
Package Dimensions:



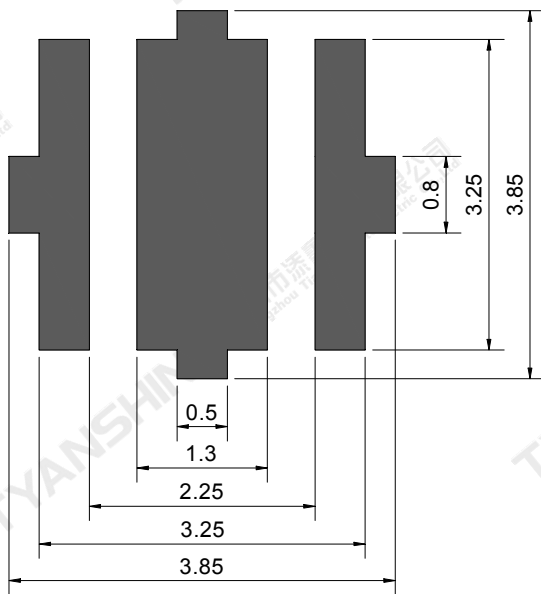
Top view



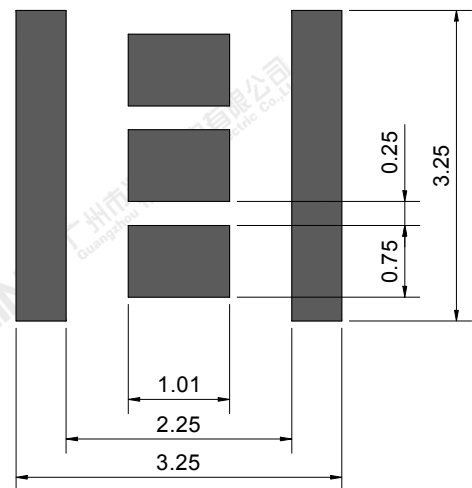
Side view



Bottom view



Recommended solder pad



Recommended stencil pattern

Notes:

1. All dimensions are in millimeters .
2. Tolerances unless otherwise mentioned are $\pm 0.1\text{mm}$.

Part No.	TX-3535W15FC120-NGVEZW-B03D	Spec No.	WKF-BE0865	Page	2 of 9
----------	-----------------------------	----------	------------	------	--------

Absolute Maximum Ratings (Tc=25°C)

Parameter	Symbol	Ratings	Unit
Forward Current	IF	5500	mA
Reverse Voltage	VR	Not designed for reverse operation	V
Power Dissipation	PD	15	W
Junction Temperature	Tj	150	°C
Electrostatic Discharge Threshold (ESD)	ESD	ESD sensitive device	V
Storage Temperature	Tstg	-40~+70	°C
Operation Temperature	Topr	-30~+125	

Notes:

- Specifications are subject to change without notice.
- The data on this specification is for reference only and the actual data is in accordance with the acknowledgment.
- Precautions for ESD:
STATIC SHIELD Electricity and surge damages the LED. It is recommended to use a wrist band or anti-electrostatic glove when handling the LED. All devices, equipment and machinery must be properly grounded.

Electrical Optical Characteristics (Tc=25°C)

Parameter	Symbol	Condition	Min.	Typ.	Max.	Units
Luminous Flux	ϕ_v	If=4500mA	1050	1150	1300	lm
Forward Voltage	V_f		3.2	3.6	4.0	V
Viewing Angle at 50% IV	$2\theta_{1/2}$		—	120	—	Deg
Correlated Colour Temperature	CCT	If=1000mA	5700	6580	7000	K
Reverse Current	I_R	—	—	—	—	μA
Thermal Resistance Junction to Case	$R_{\theta J-C}$	If=4500mA	—	2.7	—	K/W
Temperature Coefficient of Voltage	$V\Delta F/T$		—	-2	—	mV/°C

White light Color coordinate filing (IF=1.0A)

Region	CCT Range		X1	Y1	X2	Y2	X3	Y3	X4	Y4
	Min	Max								
2B	5700K	6000K	0.3280	0.3389	0.3220	0.3331	0.3211	0.3455	0.3276	0.3517
1C2	6000K	6250K	0.3221	0.3303	0.3178	0.3253	0.3166	0.3371	0.3213	0.3423
1C1	6250K	6500K	0.3178	0.3253	0.3139	0.3208	0.3123	0.3325	0.3166	0.3371
1A2	6500K	6750K	0.3142	0.3189	0.3106	0.3148	0.3089	0.3251	0.3128	0.3293
1A1	6750K	7000K	0.3106	0.3148	0.3075	0.3111	0.3055	0.3214	0.3089	0.3251

Notes:

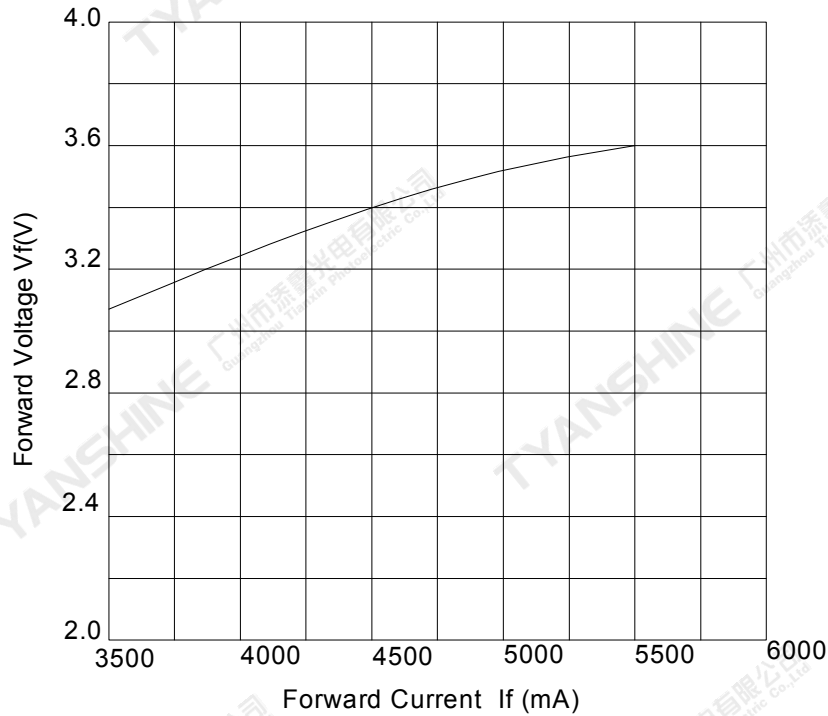
- 1.Luminous intensity is measured with a light sensor and filter combination that approximates the CIE eye-response curve.
2. $\theta_{1/2}$ is the off-axis angle at which the luminous intensity is half the axial luminous intensity.
- 3.Luminous flux measurement tolerance:±15%.
- 4.Forward voltage measurement tolerance:±0.15V.

Part No.	TX-3535W15FC120-NGVEZW-B03D	Spec No.	WKF-BE0865	Page	4 of 9
----------	-----------------------------	----------	------------	------	--------

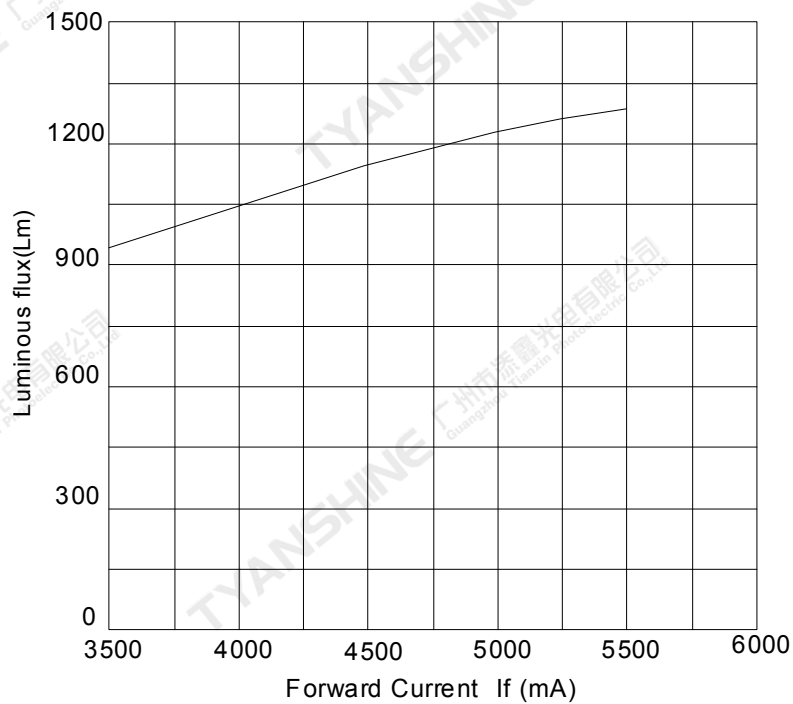
Typical Electrical/Optical Characteristics Curves

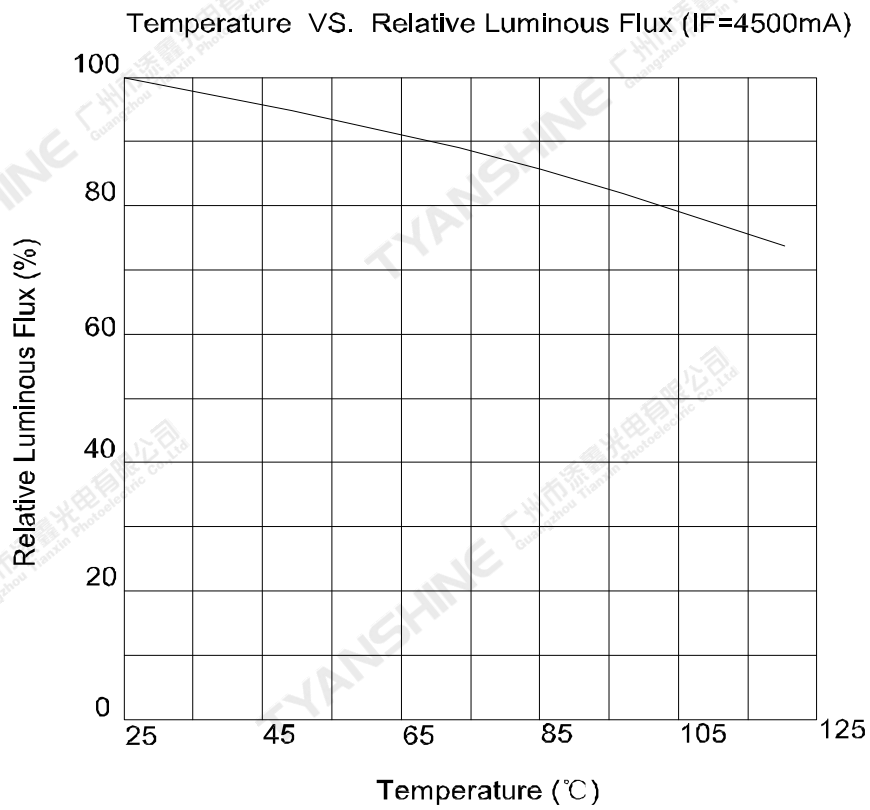
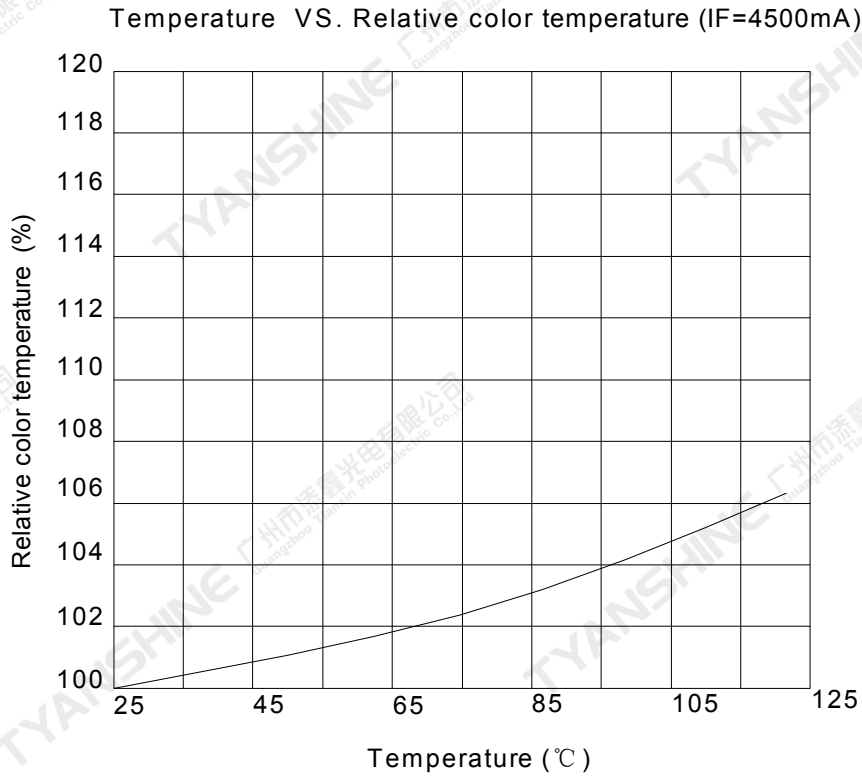
(25°C Ambient Temperature Unless Otherwise Noted)

Forward Current VS. Forward Voltage

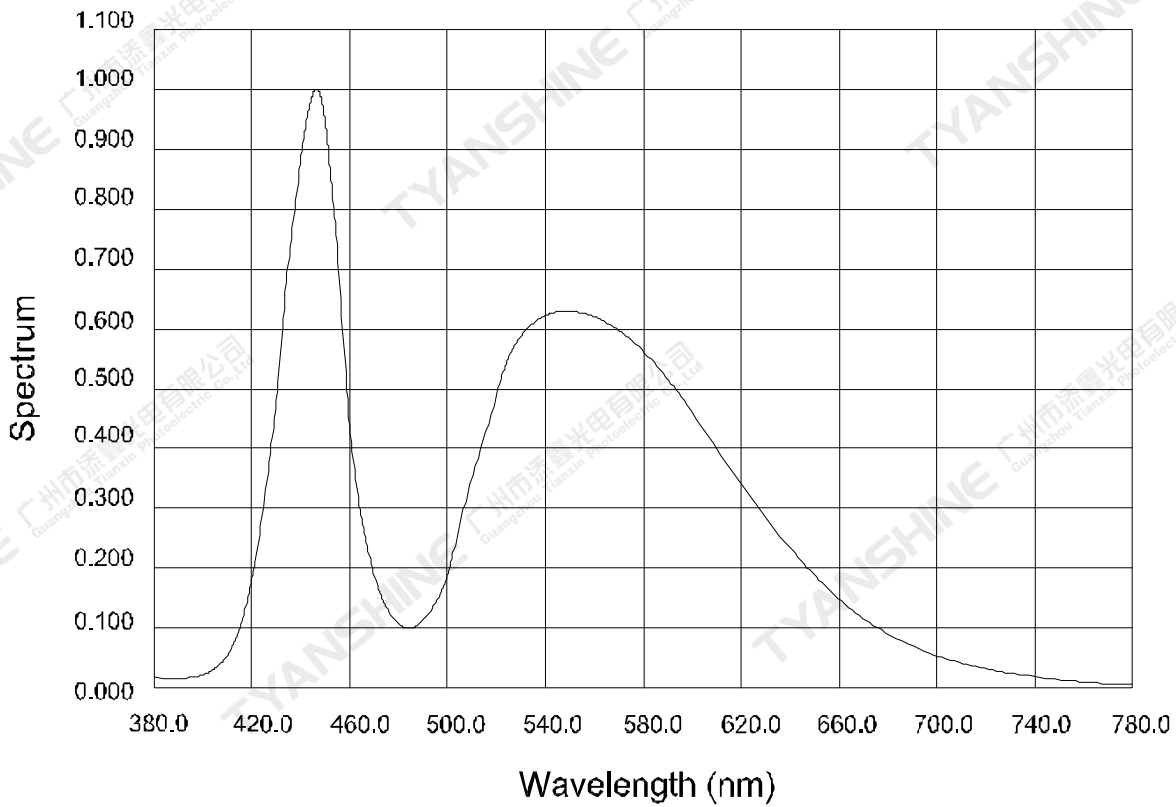


Forward Current VS. Luminous flux

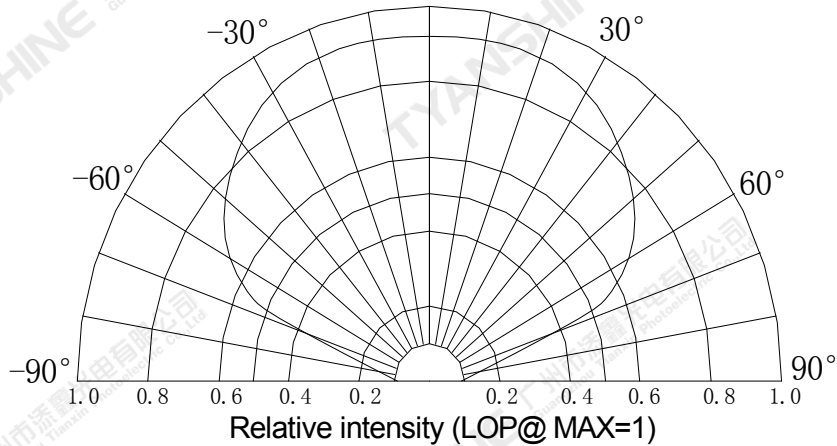




Relative Spectral Distribution



Beam Pattern
0°



Notes:

1. $2\theta_{1/2}$ is the off axis angle from lamp centerline where the luminous intensity is 1/2 of the peak value.
2. View angle tolerance is $\pm 5^\circ$.

Part No.	TX-3535W15FC120-NGVEZW-B03D	Spec No.	WKF-BE0865	Page	7 of 9
----------	-----------------------------	----------	------------	------	--------

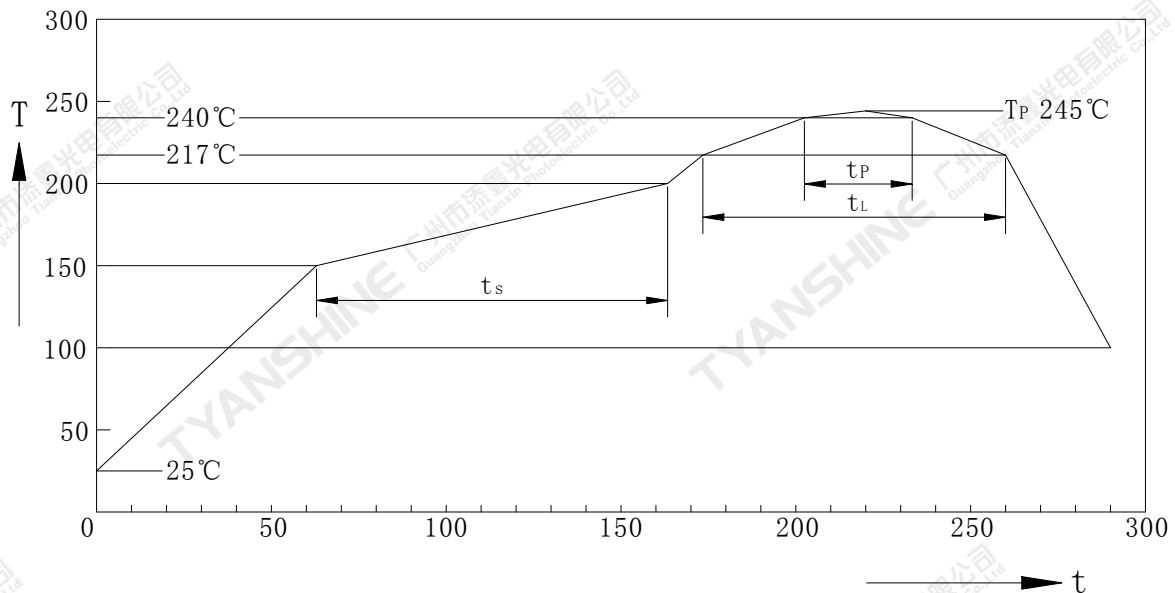
Usage Precautions

Storage Environment Condition

Temperature: 5°C ~ 30°C (41°F ~ 86°F)

Humidity: 60% RH Max.

Soldering Condition



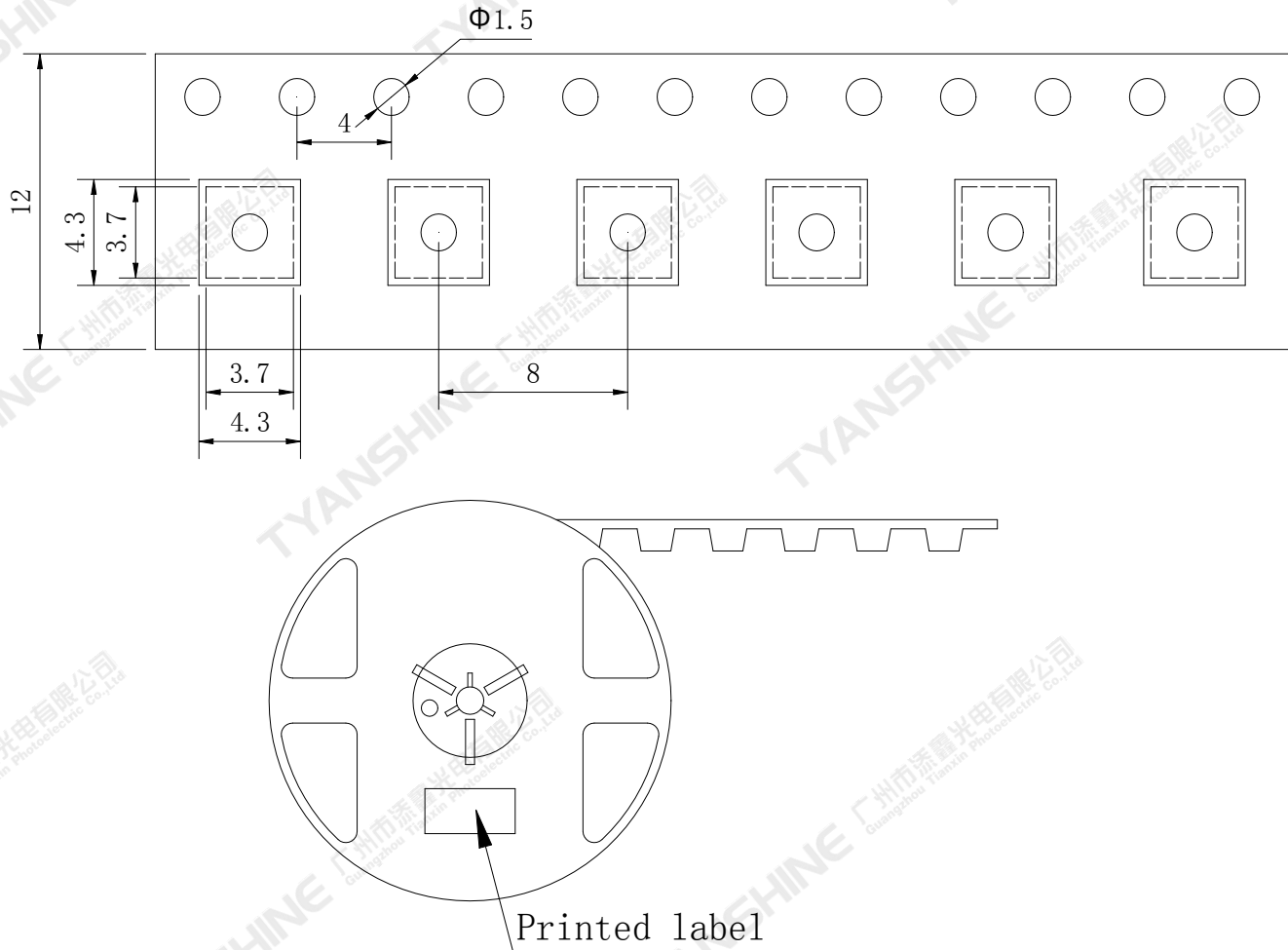
Profil-Charakteristik Profile Feature	Symbol	Pb-Free(SnAgCu)Assembly			Einheit Unit
		Minimum	Recommendation	Maximum	
Ramp-up Rate to Preheat 25°C to 150°C	-	-	2	3	K/s
Time t_s T_{Smin} to T_{Smax}	t_s	60	100	120	s
Ramp-up Rate to Peak T_{Smax} to T_p	-	-	2	3	K/s
Liquidus Temperature	T_L	217			°C
Time above Liquidus temperature	t_L	-	80	100	s
Peak Temperature	T_P	-	245	260	°C
Time within 5°C of the specified peak temperature T_p-5 K	t_p	10	20	30	s
Ramp-down Rate T_p to 100°C	-	-	3	6	K/s
Time 25°C to T_p	-	-	-	480	-

Note:

All temperatures refer to topside of the package, measured on the package body surface.

Dimensions For Cannulation And Packaging

Quantity:1000 PCS



Notes:

1. All dimensions are in millimeters.
2. Tolerances are ± 2.0 mm unless otherwise noted.
3. The products are packaged together with silica gel, Transport, not to the weight of welding LED light-emitting area, As a result of the weight of LED light-emitting zone in the quality of, Irresponsible of the Company.

Part No.	TX-3535W15FC120-NGVEZW-B03D	Spec No.	WKF-BE0865	Page	9 of 9
----------	-----------------------------	----------	------------	------	--------