

TX-5260RGBWY250D180-001

PRODUCT SPECIFICATION

Features:

- ◆ Excellent transiting heat from LED chip operating under 1.6 A.
- ◆ Mixing any two colors of light, there will be no partial color and color spots uneven phenomenon.
- ◆ High luminous output.
- ◆ No UV.
- ◆ Encapsulated materials are environmentally certified and meet environmental requirements.

Chip Material:

- ◆ Red: AlGaInP
- ◆ Green: GaInN
- ◆ Blue: GaN
- ◆ White: GaN
- ◆ Yellow: AlGaInP

Emitting Color:

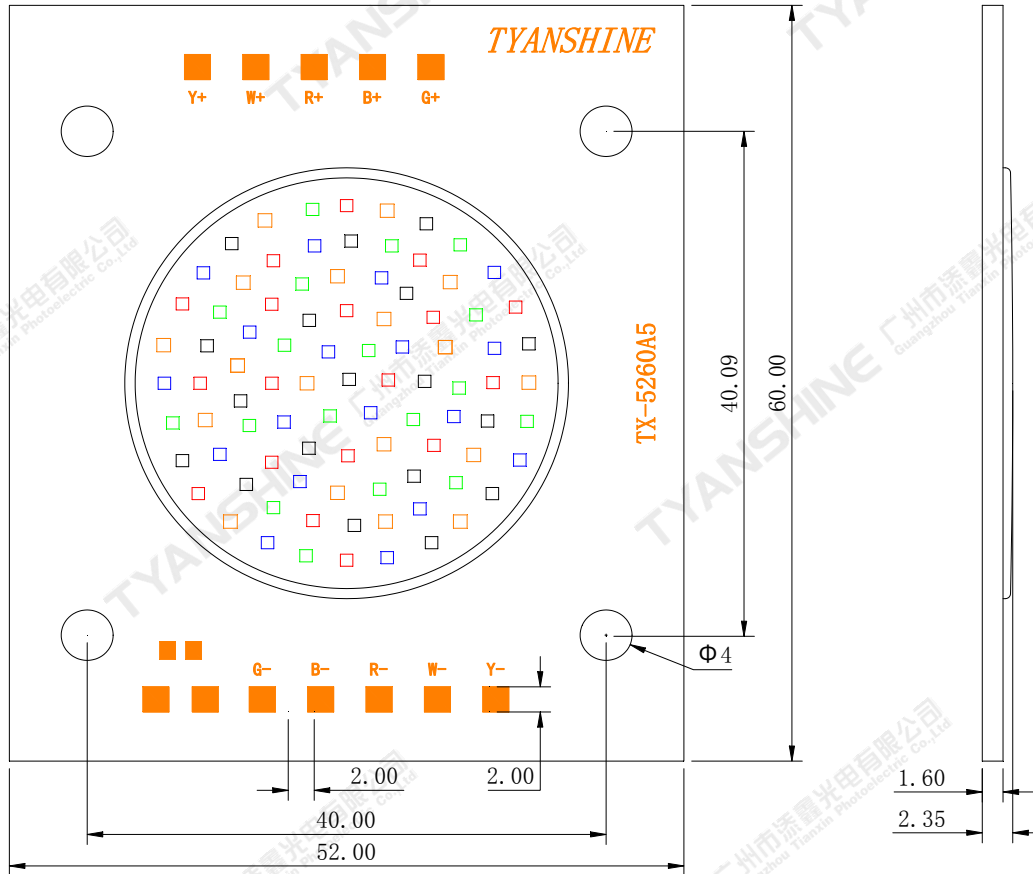
- ◆ Red
- ◆ Green
- ◆ Blue
- ◆ white
- ◆ Yellow

Applications:

- ◆ Entertainment lighting
- ◆ Landscape lighting
- ◆ Commercial lighting
- ◆ Decorative lighting

Part No.	TX-5260RGBWY250D180-001	Spec No.	WKF-BF0128	Page	1 of 8
----------	-------------------------	----------	------------	------	--------

Package Dimensions:



Notes:

- 1.All dimensions are in millimeters .
- 2.Tolerances unless otherwise mentioned are $\pm 0.1\text{mm}$.

Part No.	TX-5260RGBWY250D180-001	Spec No.	WKF-BF0128	Page	2 of 8
----------	-------------------------	----------	------------	------	--------

Absolute Maximum Ratings (Tc=25°C)

Parameter	Symbol	Ratings	Unit	
Forward Current	IF	1.6	A	
Reverse Voltage	VR	Not designed for reverse operation	V	
Power Dissipation	PD	R	40	W
		G	39.6	
		B	39.6	
		W	54.4	
		Y	40.0	
Junction Temperature	Tj	R	115	°C
		G	150	
		B	150	
		W	150	
		Y	150	
Electrostatic Discharge Threshold (ESD)	ESD	2000	V	
Storage Temperature	Tstg	-40~+70	°C	
Operation Temperature	Topr	-30~+100		

Notes:

- Specifications are subject to change without notice.
- The data on this specification is for reference only and the actual data is in accordance with the acknowledgment.
- Precautions for ESD:
STATIC SHIELD Electricity and surge damages the LED. It is recommended to use a wrist band or anti-electrostatic glove when handling the LED. All devices, equipment and machinery must be properly grounded.

Part No.	TX-5260RGBWY250D180-001	Spec No.	WKF-BF0128	Page	3 of 8
----------	-------------------------	----------	------------	------	--------

Electrical Optical Characteristics (Tc=25°C)

Parameter	Symbol	Condition	Emitting Color	Min.	Typ.	Max.	Units
Luminous Flux	ϕ_v	If=1.5A	R	1500	1700	1900	lm
			G	3200	3400	3700	
			B	580	700	850	
			W	3200	3400	3700	
			Y	950	1200	1600	
Dominant Wavelength	λ_d		R	618	623	628	nm
			G	520	525	530	
			B	450	455	460	
			Y	588	593	598	
Correlated Colour Temperature	CCT		W	5500	6500	7500	K
Peak-emission Wavelength	λ_p		R	630	635	640	nm
			G	516	521	526	
			B	446	451	456	
			Y	593	598	603	
Spectral Line Half-Width	$\Delta\lambda$		R	15	20	25	nm
		G	25	30	35		
		B	15	20	25		
		W	15	20	25		
		Y	12	16	20		
Forward Voltage	V_f	R	20	23	25	V	
		G	26	29	31		
		B	26	29	31		
		W	28	32	34		
		Y	21	23	25		
Viewing Angle at 50 % IV	$2\theta_{1/2}$	—	—	—	120	—	Deg
Thermal Resistance Junction to Case	$R\theta_{J-C}$	If=1.5A	—	—	0.2	—	K/W
Temperature Coefficient of Voltage	$V\Delta F/T$		—	—	-2	—	mV/°C

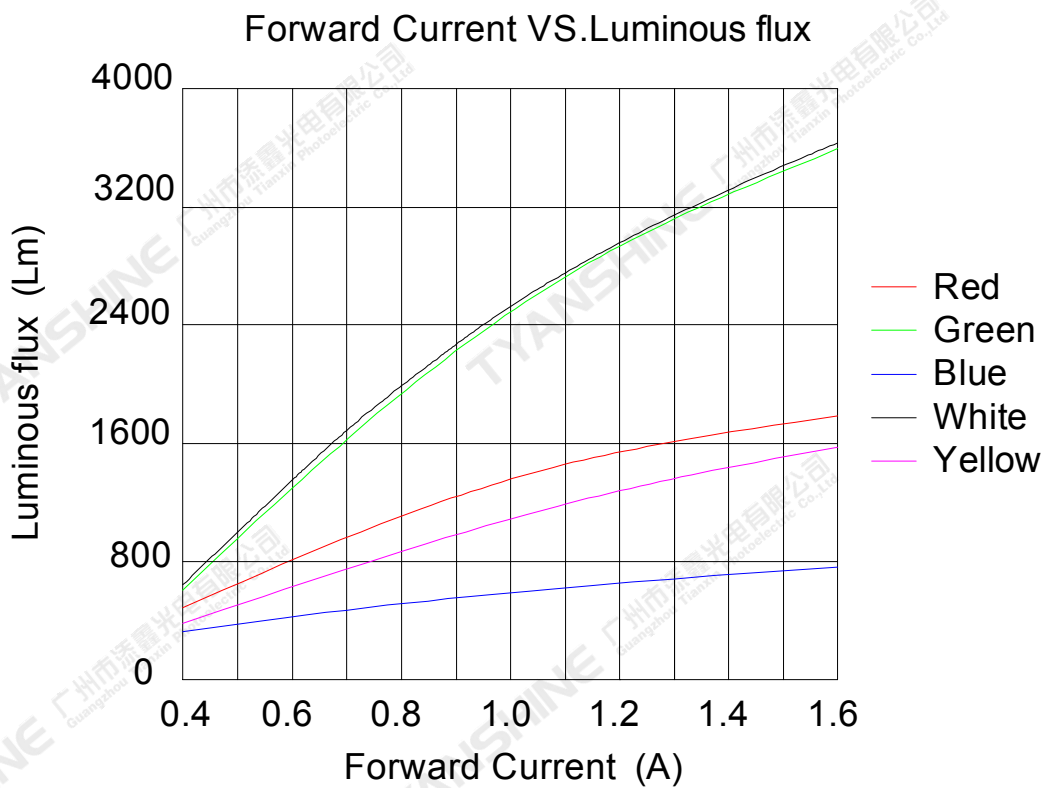
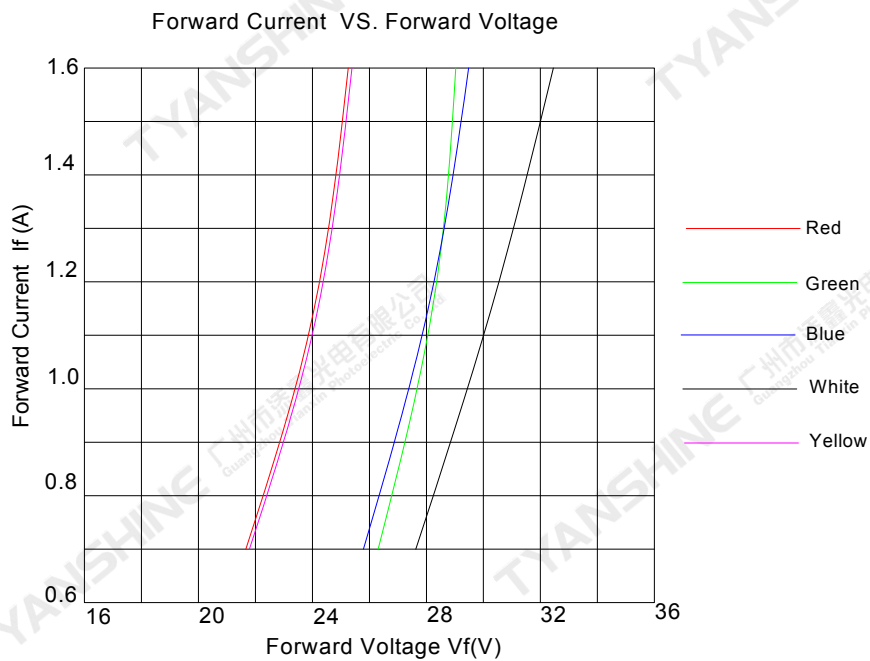
Notes:

- Luminous intensity is measured with a light sensor and filter combination that approximates the CIE eye-response curve.
- $\theta_{1/2}$ is the off-axis angle at which the luminous intensity is half the axial luminous intensity.
- Luminous flux measurement tolerance:±15%.
- Forward voltage measurement tolerance:±0.15V.

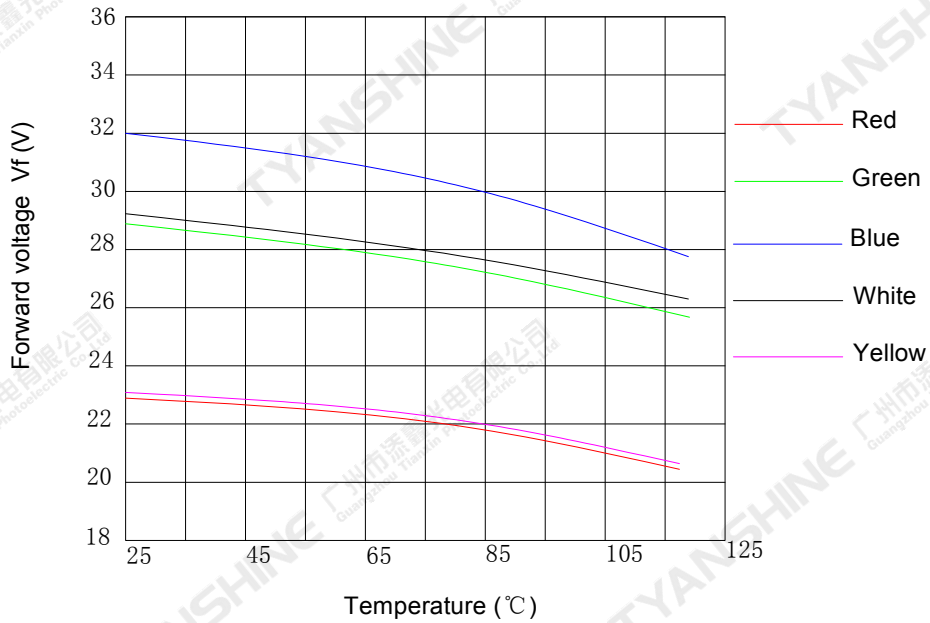
Part No.	TX-5260RGBWY250D180-001	Spec No.	WKF-BF0128	Page	4 of 8
----------	-------------------------	----------	------------	------	--------

Typical Electrical/Optical Characteristics Curves

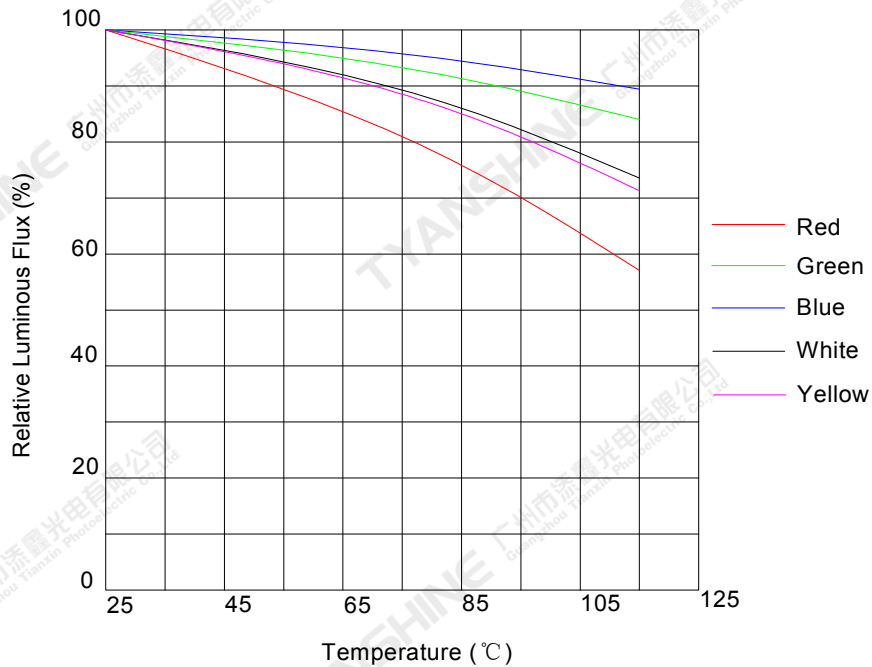
(25°C Ambient Temperature Unless Otherwise Noted)



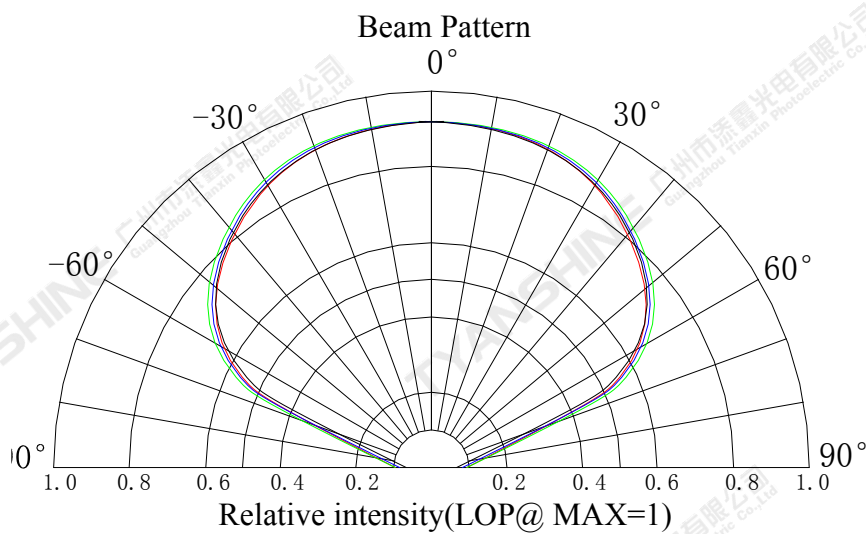
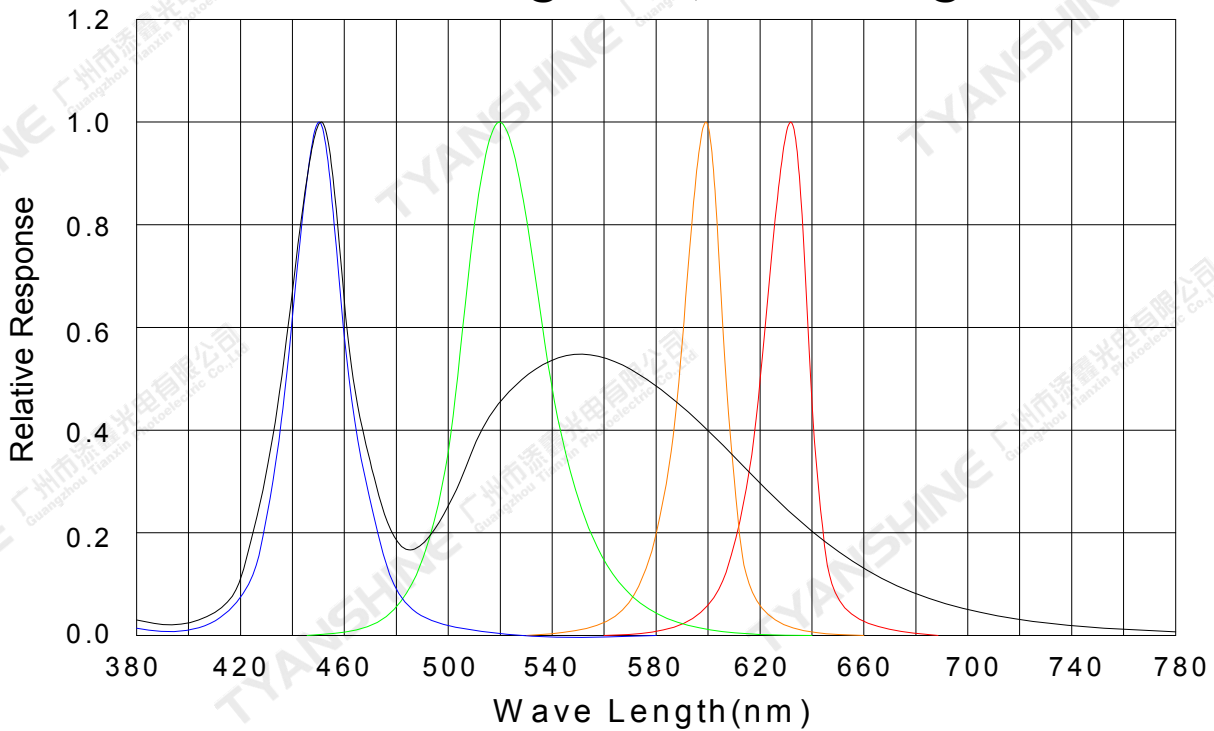
Temperature VS. Forward Voltage (IF=1.5A)



Temperature VS. Relative Luminous Flux (IF=1.5A)



Spectral Radiance: Red Peak@ 635nm;Green Peak@ 521nm
Blue Peak@ 451nm;Yellow Peak@ 598nm



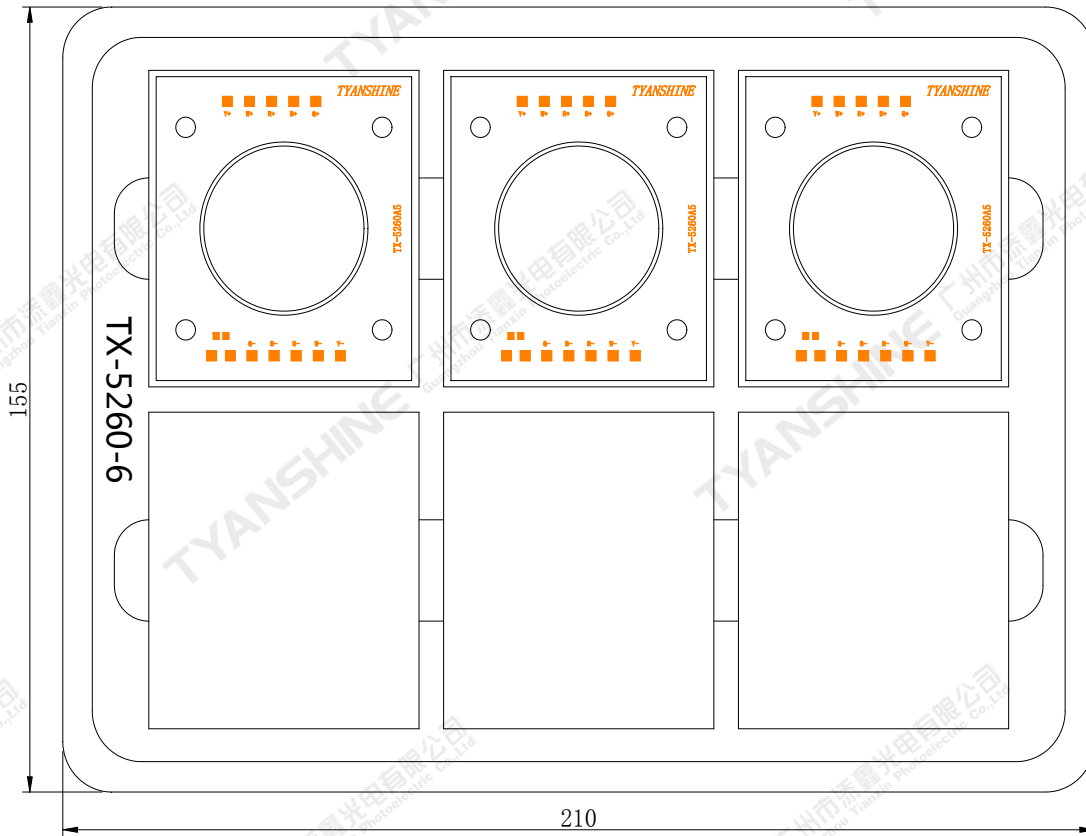
Notes:

1. $2\theta_{1/2}$ is the off axis angle from lamp centerline where the luminous intensity is 1/2 of the peak value.
2. View angle tolerance is $\pm 5^\circ$.

Part No.	TX-5260RGBWY250D180-001	Spec No.	WKF-BF0128	Page	7 of 8
----------	-------------------------	----------	------------	------	--------

Dimensions For Cannulation And Packaging

Quantity: 6PCS



Notes:

1. All dimensions are in millimeters.
2. Tolerances are ± 2.0 mm unless otherwise noted.
3. The products are packaged together with silica gel, Transport, not to the weight of welding LED light-emitting area, As a result of the weight of LED light-emitting zone in the quality of, Irreponsible of the Company.

Part No.	TX-5260RGBWY250D180-001	Spec No.	WKF-BF0128	Page	8 of 8
----------	-------------------------	----------	------------	------	--------