

TX-3840W150D180CUY-C02AH95

PRODUCT SPECIFICATION

Features:

- ◆ Excellent transiting heat from LED chip operating under 5.0A.
- ◆ High luminous output.
- ◆ Encapsulated materials are environmentally certified and meet environmental requirements.

Chip Material:

- ◆ GaN

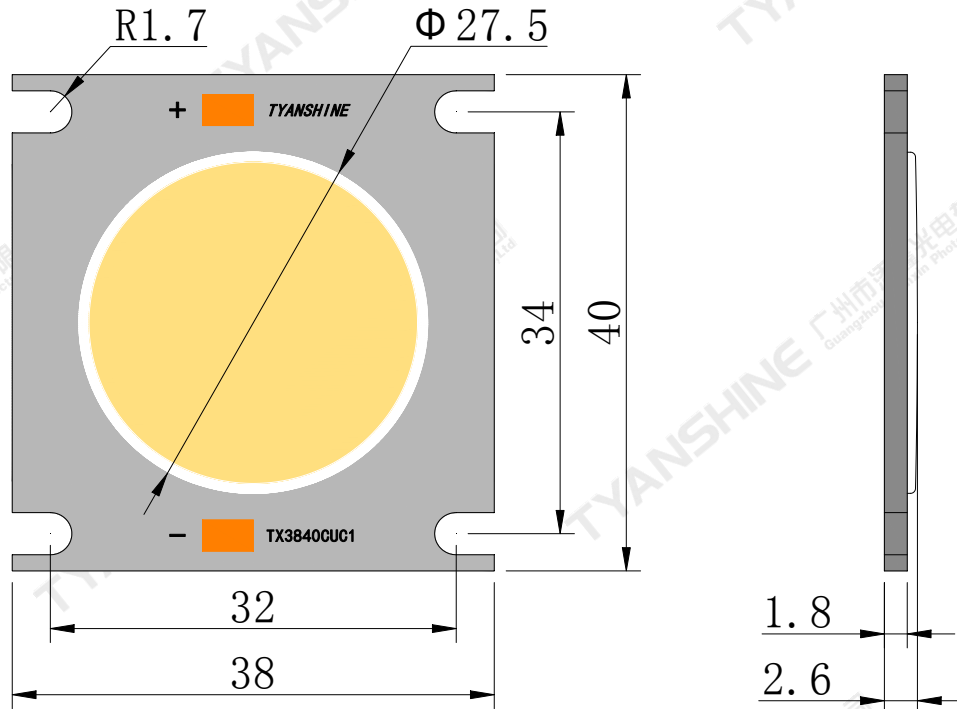
Emitting Color:

- ◆ Warm white

Applications:

- ◆ Stage lighting
- ◆ Architectural lighting
- ◆ Projection lighting
- ◆ Medical lighting

Package Dimensions:



Notes:

- 1.All dimensions are in millimeters .
- 2.Tolerances unless otherwise mentioned are $\pm 0.1\text{mm}$.

Part No.	TX-3840W150D180CUY-C02AH95	Spec No.	WKF-BF0264	Page	2 of 8
----------	----------------------------	----------	------------	------	--------

Absolute Maximum Ratings

Parameter	Symbol	Max Ratings	Unit
Forward Current	IF	5.0	A
Reverse Voltage	V _R	Not designed for reverse operation	V
Power Dissipation	P _D	175	W
Junction Temperature	T _j	150	°C
Electrostatic Discharge Threshold (ESD)	ESD	2000	V
Storage Temperature	T _{stg}	-40~70	°C
Operation Temperature	T _{opr}	-30~100	

Notes:

- Specifications are subject to change without notice.
- The data on this specification is for reference only and the actual data is in accordance with the acknowledgment.
- Precautions for ESD:
STATIC SHIELD Electricity and surge damages the LED. It is recommended to use a wrist band or anti-electrostatic glove when handling the LED. All devices, equipment and machinery must be properly grounded.

Electrical Optical Characteristics

Parameter	Symbol	Condition	Min.	Typ.	Max.	Units
Luminous Flux	ϕ_v	If=4.5A (Tc=25°C)	11000	13000	—	lm
		If=4.5A (Tc=85°C)	9500	11500	—	
Correlated Colour Temperature	CCT	If=4.5A (Tc=25°C)	3000	3125	3250	K
		If=4.5A (Tc=85°C)	2950	3050	3150	
Forward Voltage	Vf	If=4.5A (Tc=25°C)	30	32.5	35	V
		If=4.5A (Tc=85°C)	29.5	32	34.5	
Reverse Current	IR	—	—	—	—	μ A
Viewing Angle at 50% IV	2 $\theta_{1/2}$	—	—	115	—	Deg
Thermal Resistance Junction to Case	R θ_{J-C}	—	—	0.08	—	K/W
Temperature Coefficient of Voltage	V Δ F/T	If=4.5A	—	-9.7	—	mV/°C
Color Rendering Index	Ra	If=4.5A (Tc=85°C)	95	97	—	—
Thermistor(NTC)	Rt25	—	—	10	—	K Ω

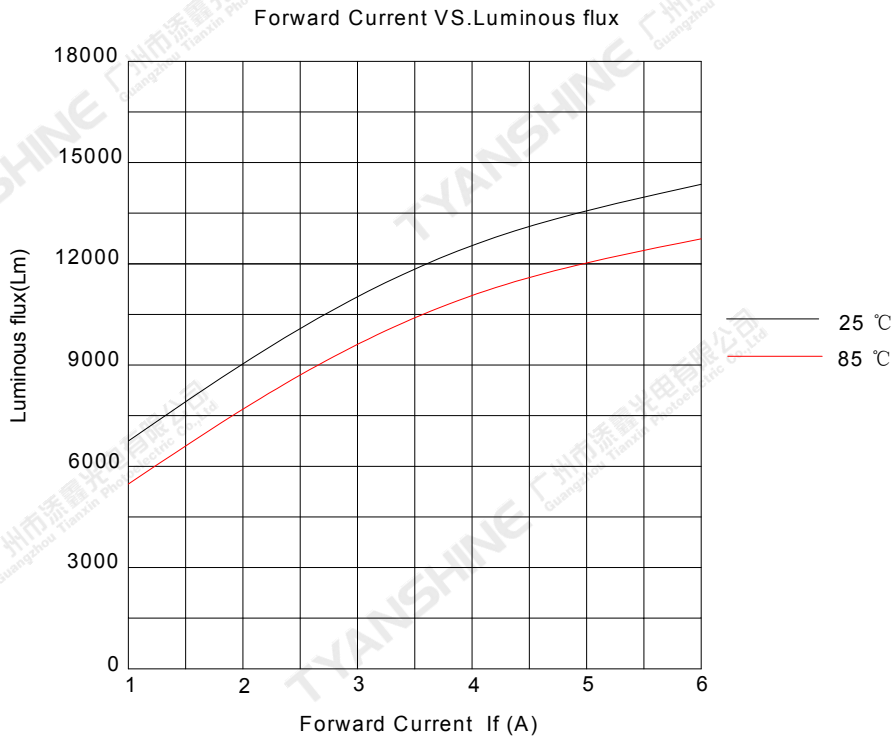
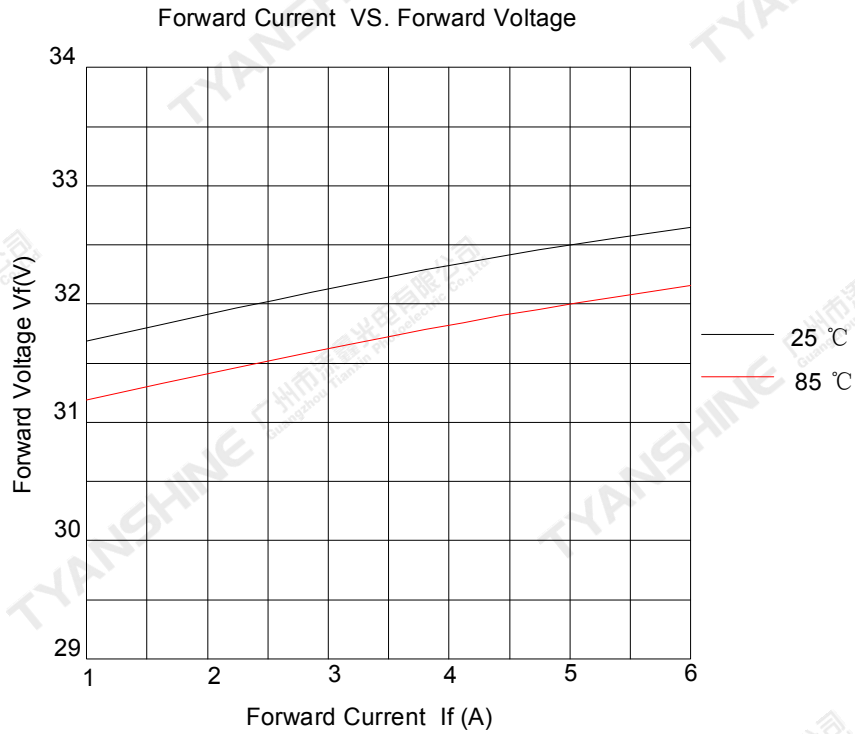
Notes:

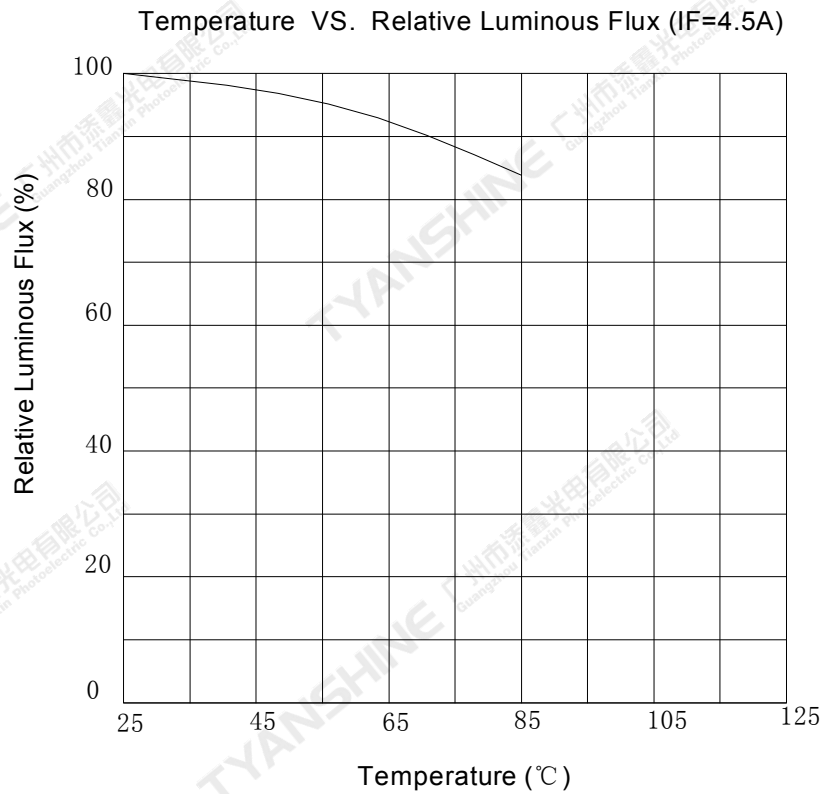
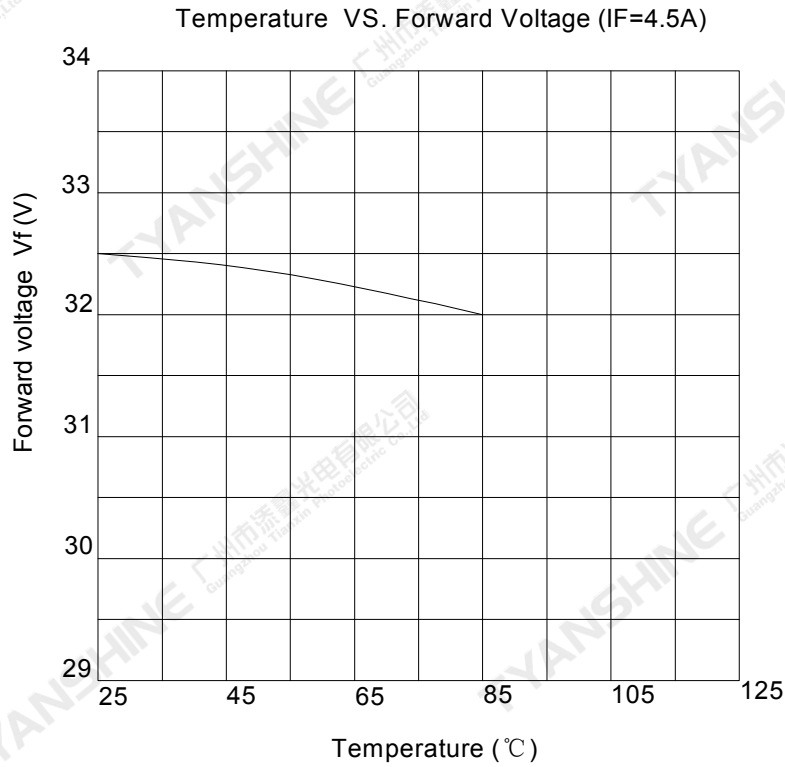
- 1.Luminous intensity is measured with a light sensor and filter combination that approximates the CIE eye-response curve.
2. $\theta_{1/2}$ is the off-axis angle at which the luminous intensity is half the axial luminous intensity.
- 3.The dominant wavelength (λ_d) is derived from the CIE chromaticity diagram and represents the single wavelength which defines the color of the device.
- 4.Luminous flux measurement tolerance:±15%.
- 5.Forward voltage measurement tolerance:±0.15V.

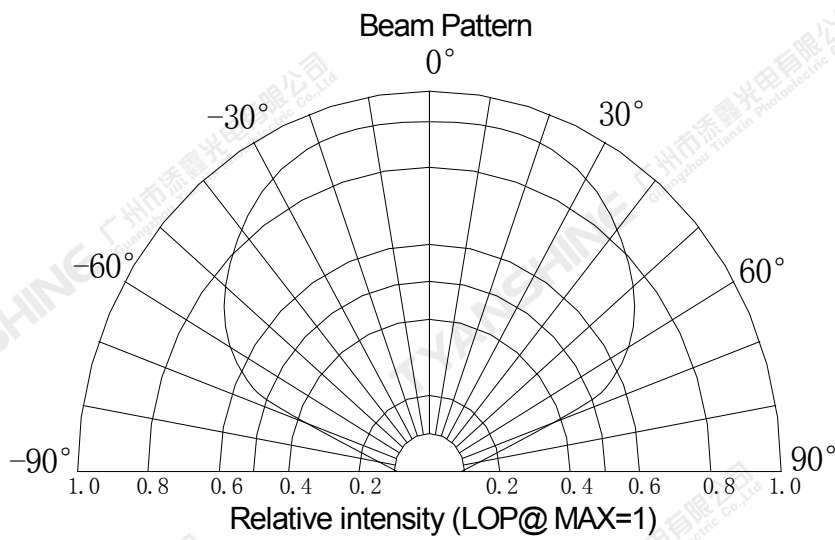
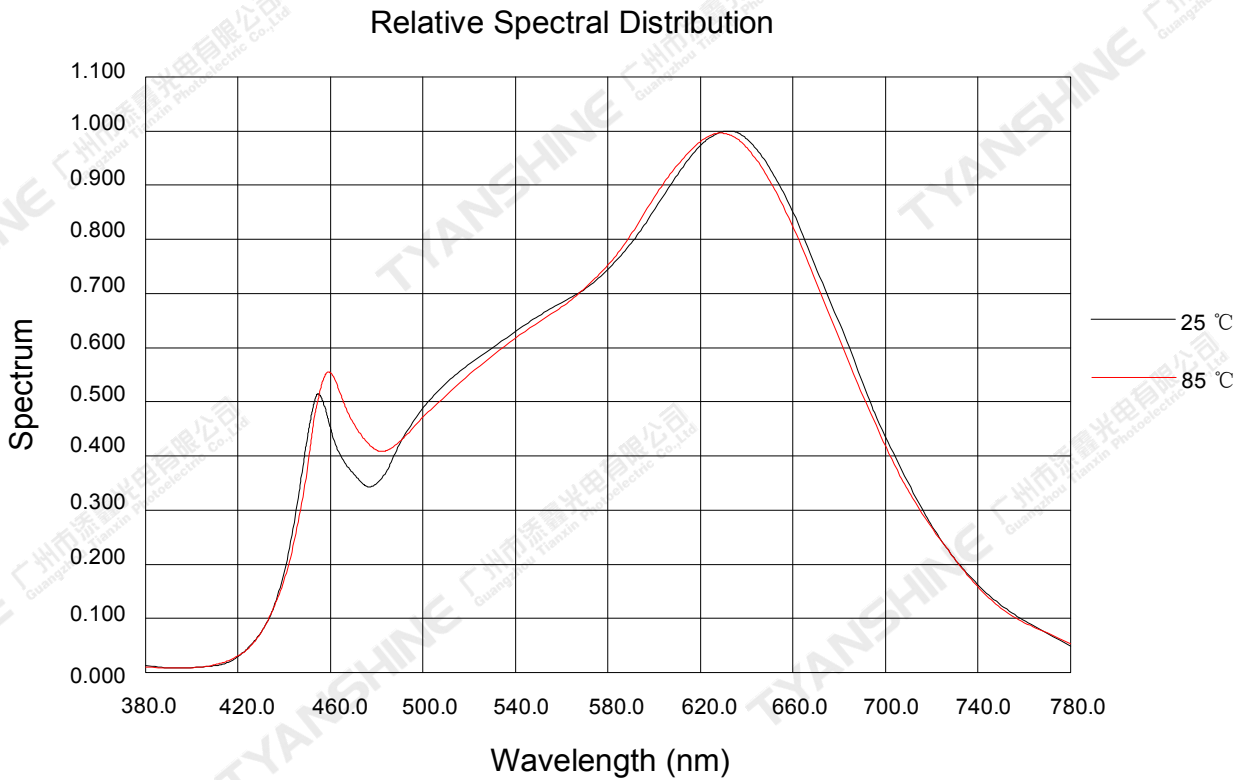
Part No.	TX-3840W150D180CUY-C02AH95	Spec No.	WKF-BF0264	Page	4 of 8
----------	----------------------------	----------	------------	------	--------

Typical Electrical/Optical Characteristics Curves

(25°C Ambient Temperature Unless Otherwise Noted)





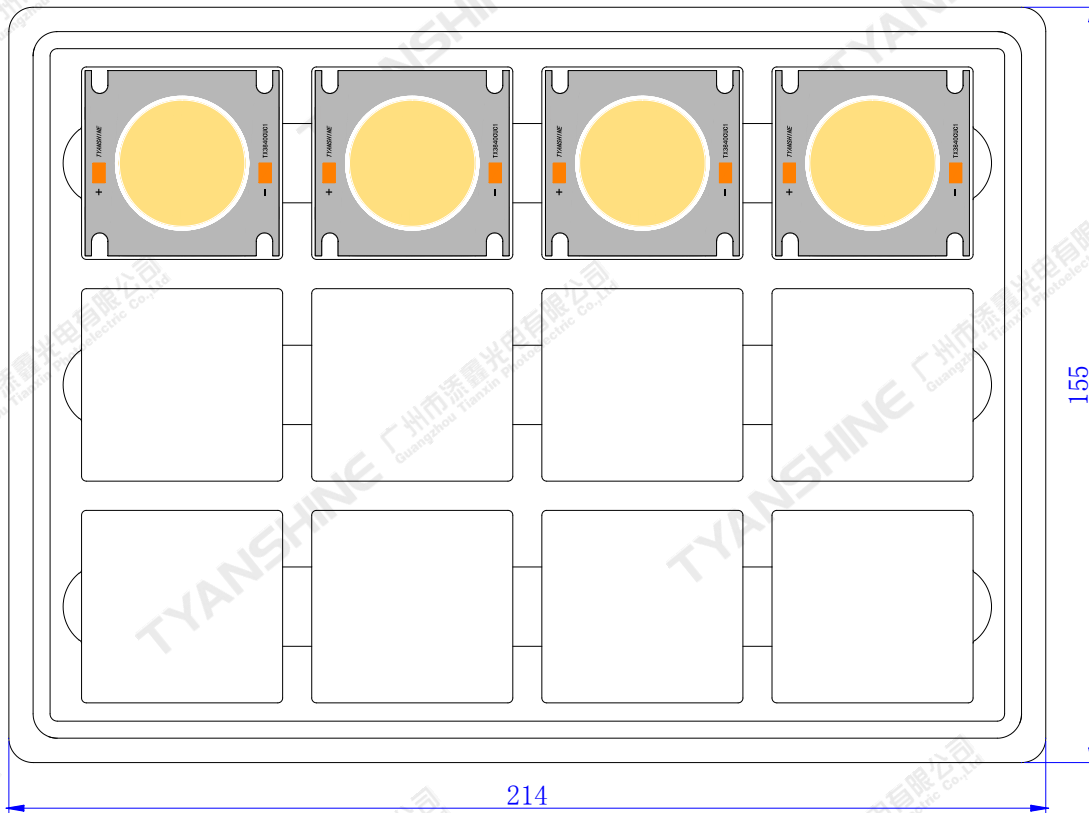


Notes:

1. $2\theta_{1/2}$ is the off axis angle from lamp centerline where the luminous intensity is 1/2 of the peak value.
2. View angle tolerance is $\pm 5^\circ$.

Dimensions For Cannulation And Packaging

Quantity: 12 PCS



Notes:

1. All dimensions are in millimeters.
2. Tolerances are ± 2.0 mm unless otherwise noted.
3. The products are packaged together with silica gel, Transport, not to the weight of welding LED light-emitting area, As a result of the weight of LED light-emitting zone in the quality of, Irresponsible of the Company.

Part No.	TX-3840W150D180CUY-C02AH95	Spec No.	WKF-BF0264	Page	8 of 8
----------	----------------------------	----------	------------	------	--------