

TX-6060W350D180CUY-B03H95

PRODUCT SPECIFICATION

Features:

- ◆ Excellent transiting heat from LED chip operating under 7.5A.
- ◆ High luminous output.
- ◆ Encapsulated materials are environmentally certified and meet environmental requirements.

Chip Material:

- ◆ GaN

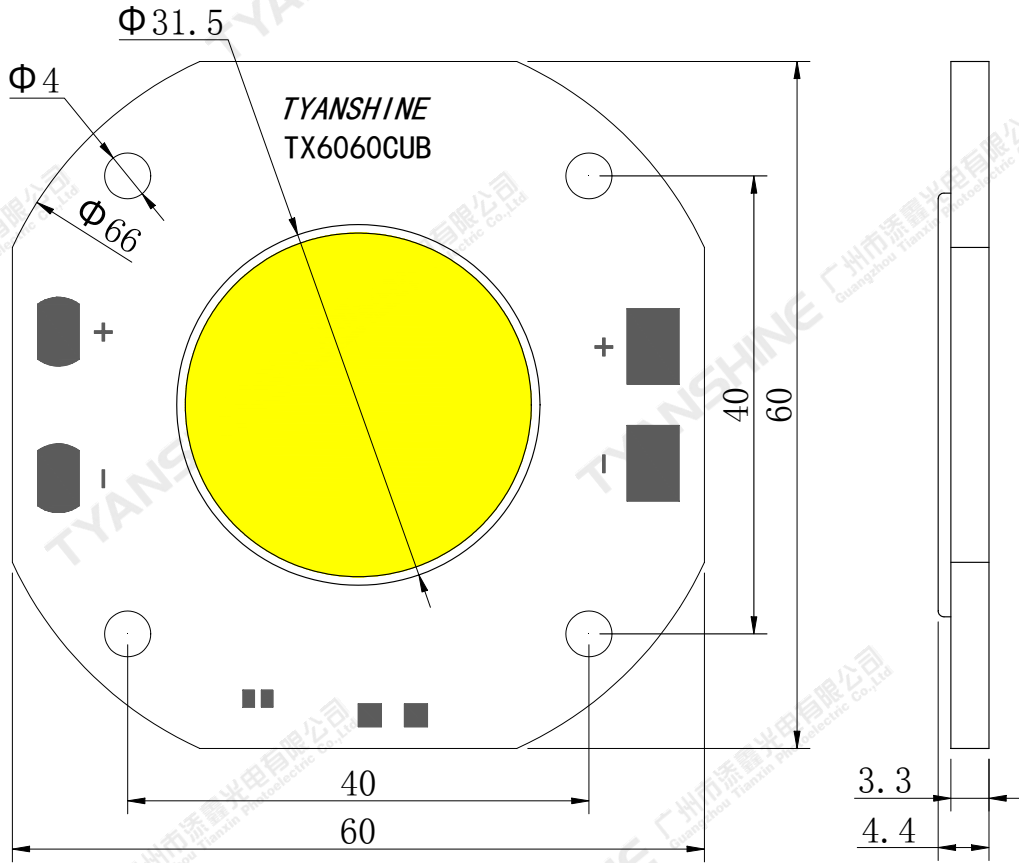
Emitting Color:

- ◆ White

Applications:

- ◆ Stage lighting
- ◆ Architectural lighting
- ◆ Projection lighting
- ◆ Medical lighting

Package Dimensions:



Notes:

- 1.All dimensions are in millimeters .
- 2.Tolerances unless otherwise mentioned are ± 0.1 mm .

Part No.	TX-6060W350D180CUY-B03H95	Spec No.	WKF-BF0281	Page	2 of 8
----------	---------------------------	----------	------------	------	--------

Absolute Maximum Ratings

Parameter	Symbol	Max Ratings	Unit
Forward Current	IF	7.5	A
Reverse Voltage	VR	Not designed for reverse operation	V
Power Dissipation	PD	360	W
Junction Temperature	Tj	150	°C
Electrostatic Discharge Threshold (ESD)	ESD	2000	V
Storage Temperature	Tstg	-40~70	°C
Operation Temperature	Topr	-30~100	

Notes:

- Specifications are subject to change without notice.
- The data on this specification is for reference only and the actual data is in accordance with the acknowledgment.
- Precautions for ESD:
STATIC SHIELD Electricity and surge damages the LED. It is recommended to use a wrist band or anti-electrostatic glove when handling the LED. All devices, equipment and machinery must be properly grounded.

Electrical Optical Characteristics

Parameter	Symbol	Condition	Min.	Typ.	Max.	Units
Luminous Flux	ϕ_v	If=7.0A (Tc=25°C)	27000	31000	—	lm
		If=7.0A (Tc=85°C)	23500	26500	—	
Correlated Colour Temperature	CCT	If=7.0A (Tc=25°C)	5400	5600	5800	K
		If=7.0A (Tc=85°C)	5600	5800	6000	
Forward Voltage	Vf	If=7.0A (Tc=25°C)	44	46	48	V
		If=7.0A (Tc=85°C)	43	45	47	
Reverse Current	IR	—	—	—	—	μ A
Viewing Angle at 50% IV	2 $\theta_{1/2}$	—	—	115	—	Deg
Thermal Resistance Junction to Case	R θ_{J-C}	—	—	0.04	—	K/W
Temperature Coefficient of Voltage	V Δ F/T	If=7.0A	—	-16.7	—	mV/°C
Color Rendering Index	Ra	If=7.0A (Tc=85°C)	95	97	—	—
Thermistor(NTC)	Rt25	—	—	10	—	K Ω

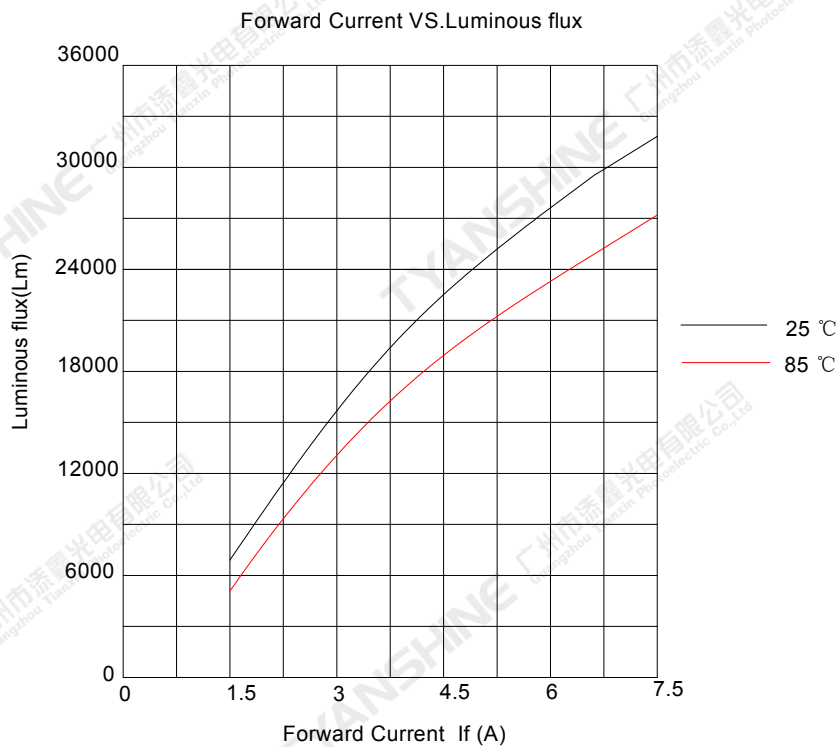
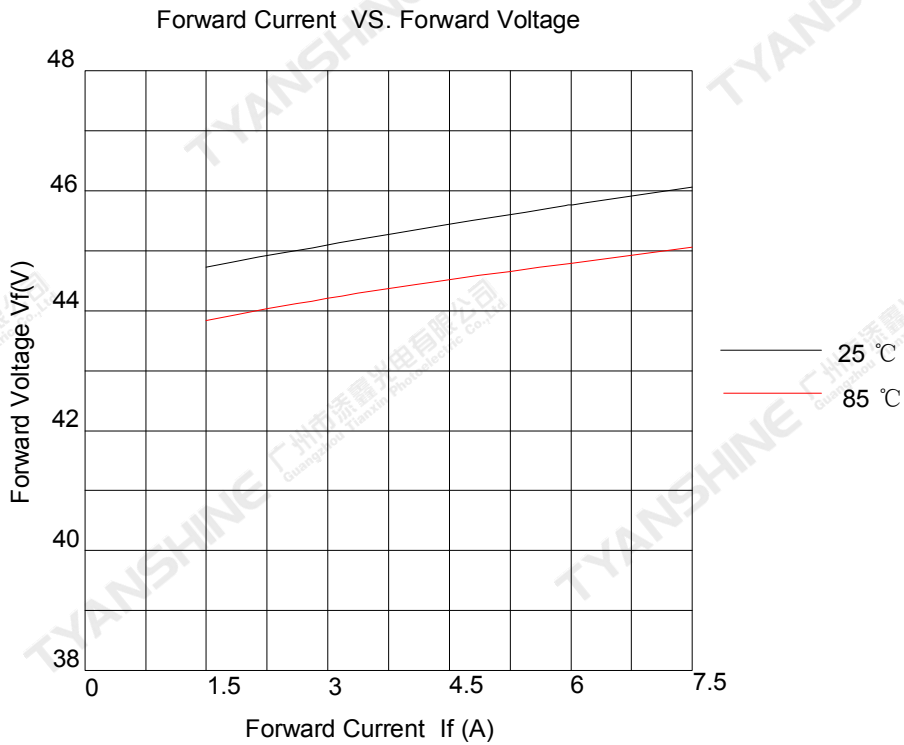
Notes:

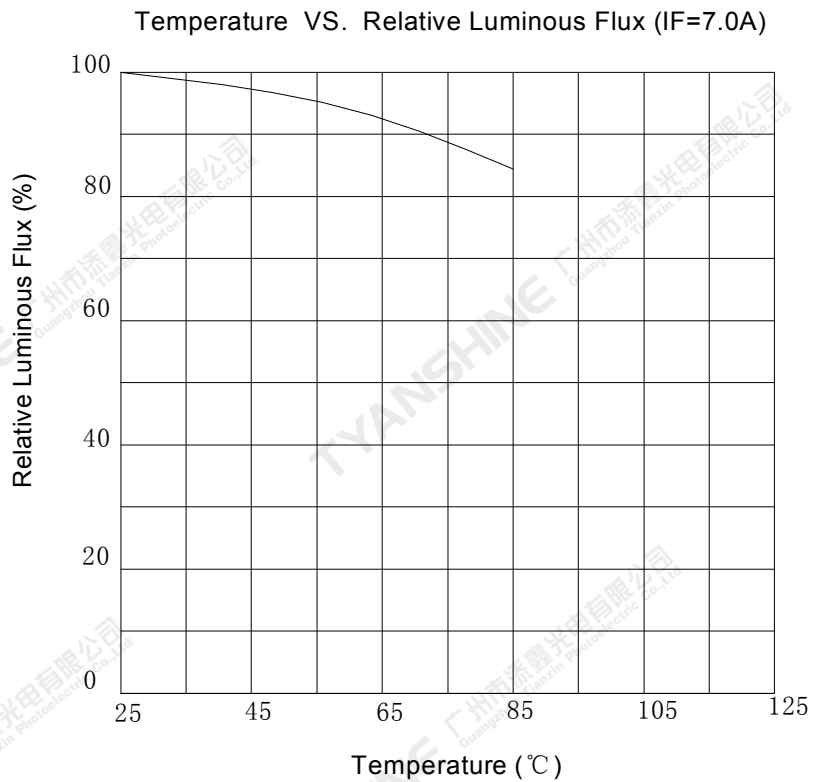
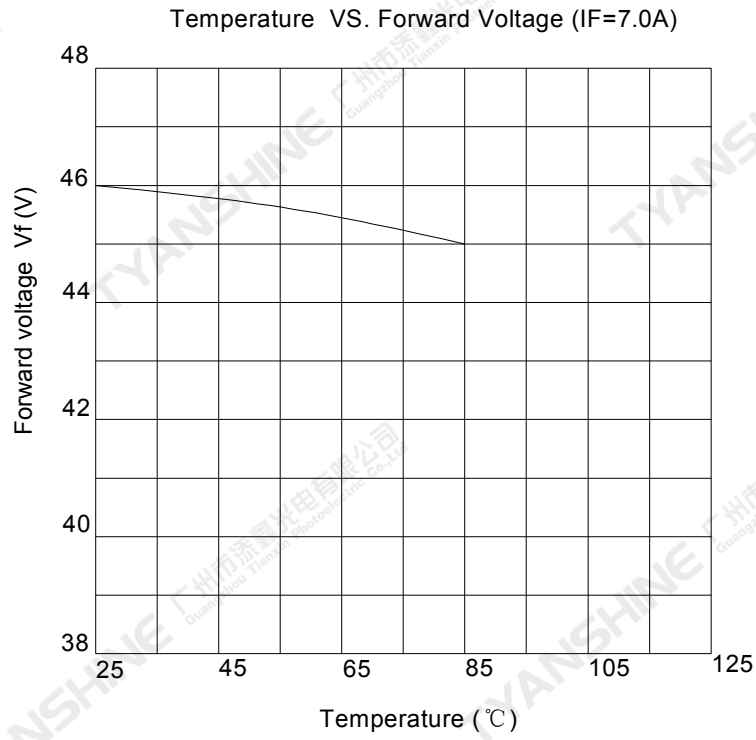
- 1.Luminous intensity is measured with a light sensor and filter combination that approximates the CIE eye-response curve.
2. $\theta_{1/2}$ is the off-axis angle at which the luminous intensity is half the axial luminous intensity.
- 3.The dominant wavelength (λ_d) is derived from the CIE chromaticity diagram and represents the single wavelength which defines the color of the device.
- 4.Luminous flux measurement tolerance:±15%.
- 5.Forward voltage measurement tolerance:±0.15V.

Part No.	TX-6060W350D180CUY-B03H95	Spec No.	WKF-BF0281	Page	4 of 8
----------	---------------------------	----------	------------	------	--------

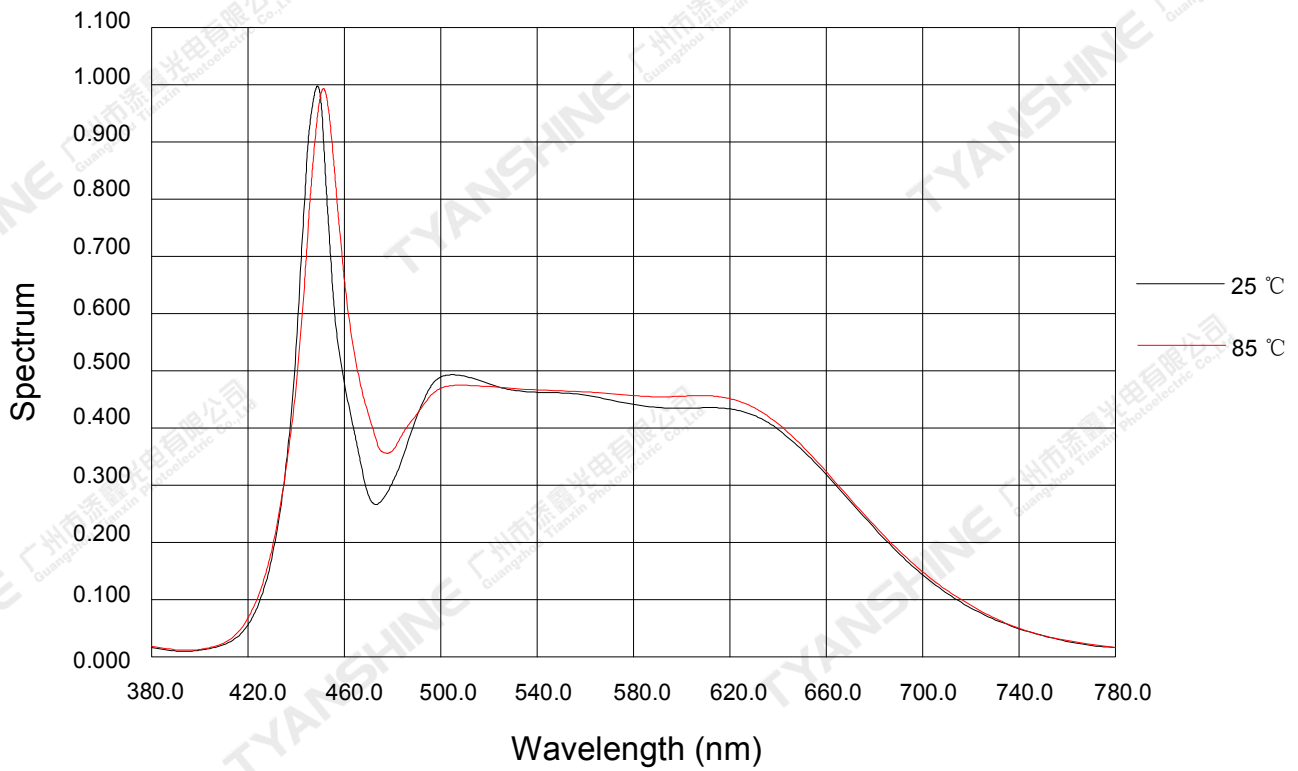
Typical Electrical/Optical Characteristics Curves

(25°C Ambient Temperature Unless Otherwise Noted)

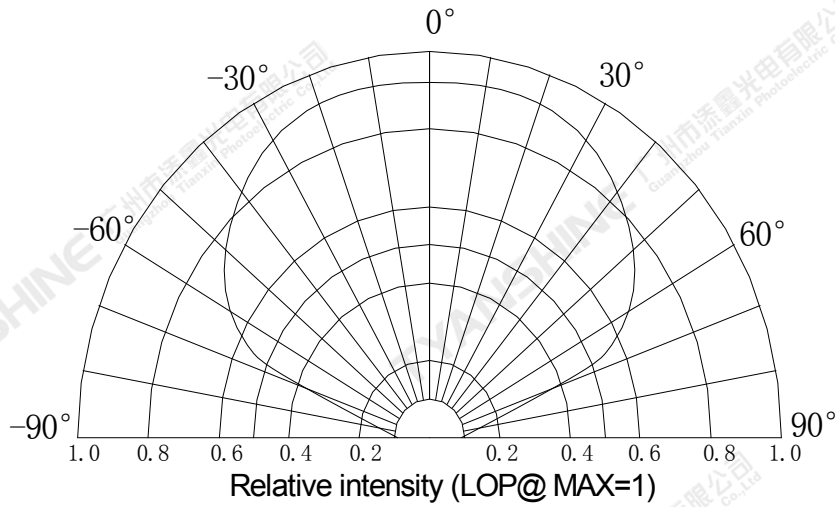




Relative Spectral Distribution



Beam Pattern



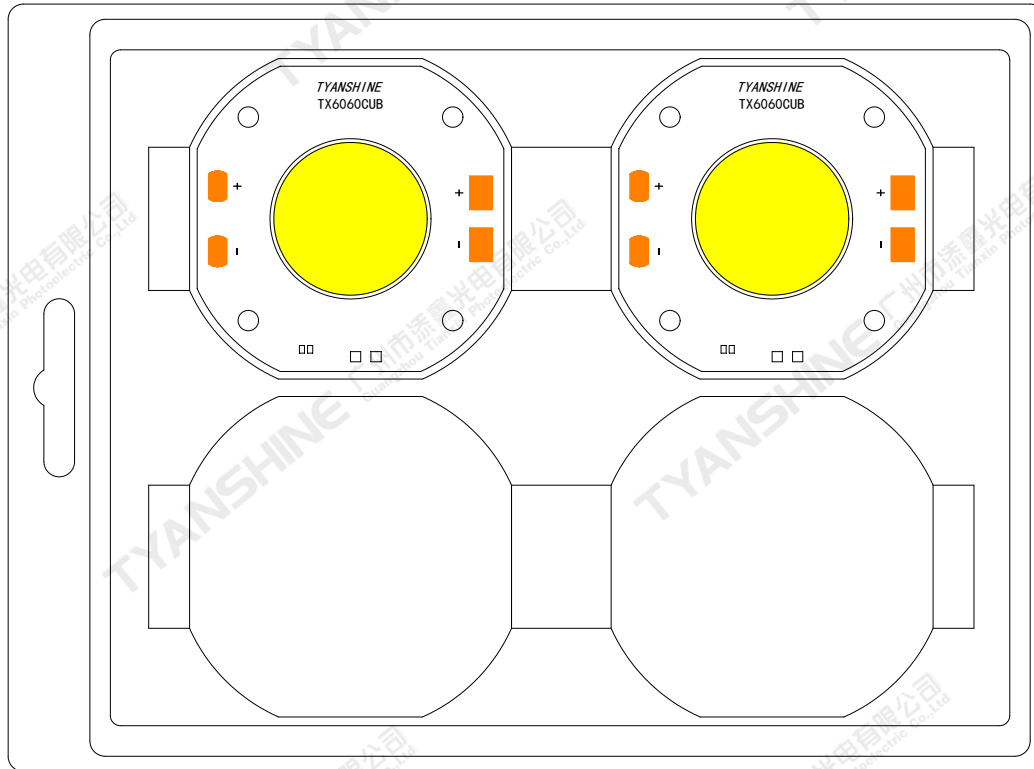
Notes:

1. $2\theta_{1/2}$ is the off axis angle from lamp centerline where the luminous intensity is 1/2 of the peak value.
2. View angle tolerance is $\pm 5^\circ$.

Part No.	TX-6060W350D180CUY-B03H95	Spec No.	WKF-BF0281	Page	7 of 8
----------	---------------------------	----------	------------	------	--------

Dimensions For Cannulation And Packaging

Quantity: 4 PCS



Notes:

1. All dimensions are in millimeters.
2. Tolerances are ± 2.0 mm unless otherwise noted.
3. The products are packaged together with silica gel, Transport, not to the weight of welding LED light-emitting area, As a result of the weight of LED light-emitting zone in the quality of, Irresponsible of the Company.

Part No.	TX-6060W350D180CUY-B03H95	Spec No.	WKF-BF0281	Page	8 of 8
----------	---------------------------	----------	------------	------	--------