

TX-2424W80FC120-NUFENW-A01

PRODUCT SPECIFICATION

Features:

- ◆ Excellent transiting heat from LED chip operating under 6.5A.
- ◆ High luminous output.
- ◆ No UV.
- ◆ Encapsulated materials are environmentally certified and meet environmental requirements.

Chip Material:

- ◆ GaN

Emitting Color:

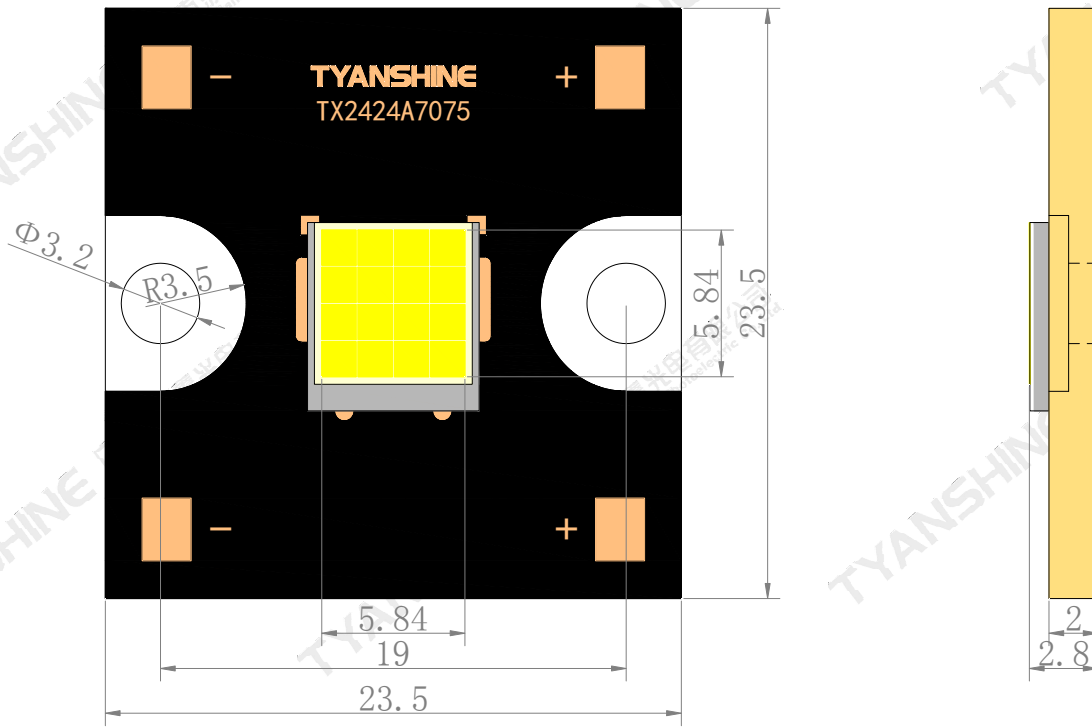
- ◆ white

Applications:

- ◆ Auxiliary lighting
- ◆ Architectural lighting

Part No.	TX-2424W80FC120-NUFENW-A01	Spec No.	WKF-FA0005	Page	1 of 8
----------	----------------------------	----------	------------	------	--------

Package Dimensions:



Notes:

1. All dimensions are in millimeters .
2. Tolerances unless otherwise mentioned are ± 0.1 mm .

Absolute Maximum Ratings (Tc=25°C)

Parameter	Symbol	Ratings	Unit
Forward Current	IF	6500	mA
Reverse Voltage	VR	Not designed for reverse operation	V
Power Dissipation	PD	85	W
Junction Temperature	Tj	150	°C
Electrostatic Discharge Threshold (ESD)	ESD	2000	V
Storage Temperature	Tstg	-20~+70	°C
Operation Temperature	Topr	-30~+100	

Notes:

1.Specifications are subject to change without notice.

2.The data on this specification is for reference only and the actual data is in accordance with the acknowledgment.

3.Precautions for ESD:

STATIC SHIELD Electricity and surge damages the LED. It is recommended to use a wrist band or anti-electrostatic glove when handling the LED. All devices, equipment and machinery must be properly grounded.

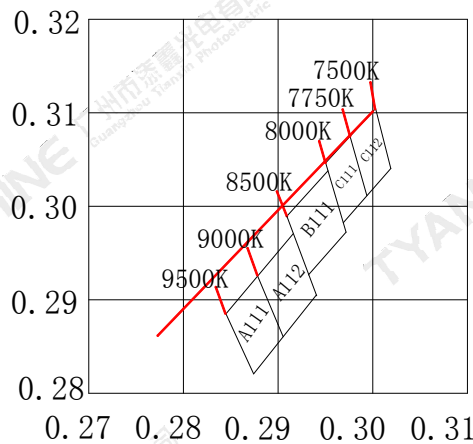
Electrical Optical Characteristics (Tc=25°C)

Parameter	Symbol	Condition	Min.	Typ.	Max.	Units
Luminous Flux	ϕ_v	If=6A	7030	—	8090	lm
Correlated Colour Temperature	CCT		8500	—	11500	K
Forward Voltage	V_f		11	13	15	V
Viewing Angle at 50% IV	$2\theta_{1/2}$		—	120	—	Deg
Reverse Current	I_R		—	—	—	μA
Thermal Resistance Junction to Case	$R\theta_{J-C}$	—	—	0.24	—	K/W
Temperature Coefficient of Voltage	$V\Delta F/T$	If=6A	—	-7.9	—	mV/°C
Thermistor(NTC)	Rt25	—	—	10	—	K Ω

Notes:

- 1.Luminous intensity is measured with a light sensor and filter combination that approximates the CIE eye-response curve.
2. $\theta_{1/2}$ is the off-axis angle at which the luminous intensity is half the axial luminous intensity.
- 3.Luminous flux measurement tolerance:±15%.
- 4.Forward voltage measurement tolerance:±0.15V.

White light Color coordinate filing (Tc=25°C)

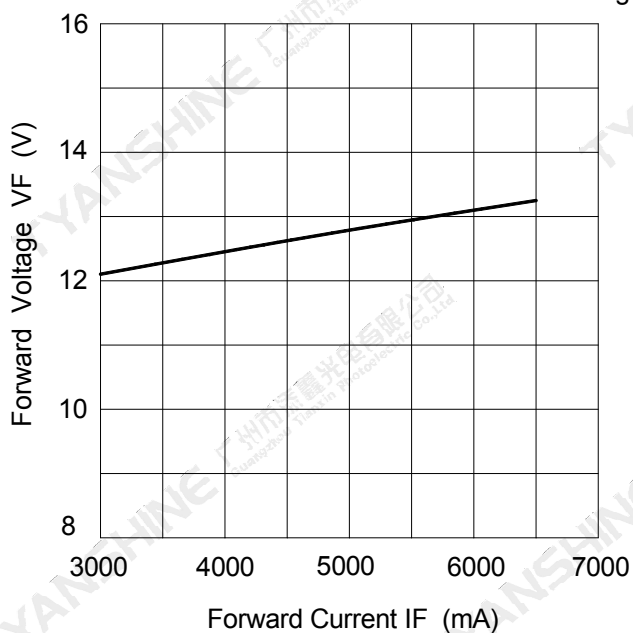


Grade	TC	P1		P2		P3		P4	
		X1	Y1	X2	Y2	X3	Y3	X4	Y4
C112	7500-7750K	0.3003	0.3105	0.3019	0.3041	0.2994	0.3011	0.2976	0.3075
C111	7750-8000K	0.2976	0.3075	0.2994	0.3011	0.2969	0.2982	0.295	0.3046
B111	8000-8500K	0.2953	0.3038	0.2972	0.2972	0.2932	0.2927	0.2909	0.2989
A112	8500-9000K	0.2916	0.2971	0.294	0.2905	0.2905	0.286	0.2878	0.2925
A111	9000-9500K	0.2878	0.2925	0.2905	0.286	0.2874	0.2821	0.2845	0.2885

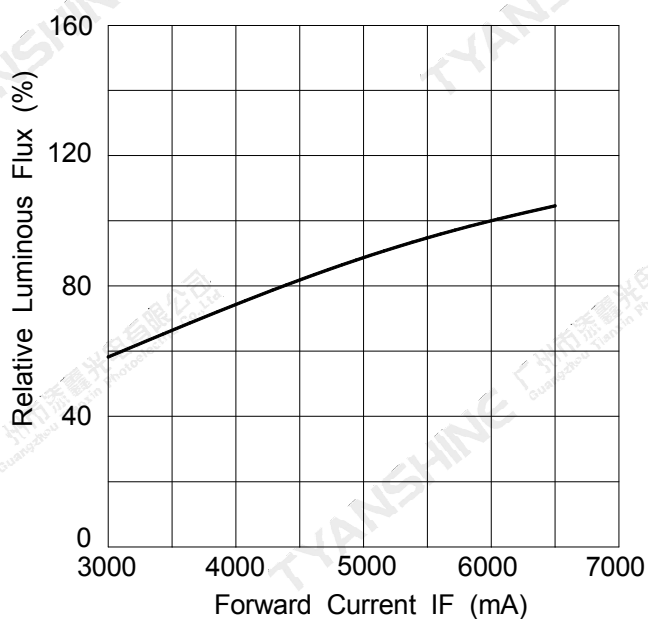
Typical Electrical/Optical Characteristics Curves

(25°C Ambient Temperature Unless Otherwise Noted)

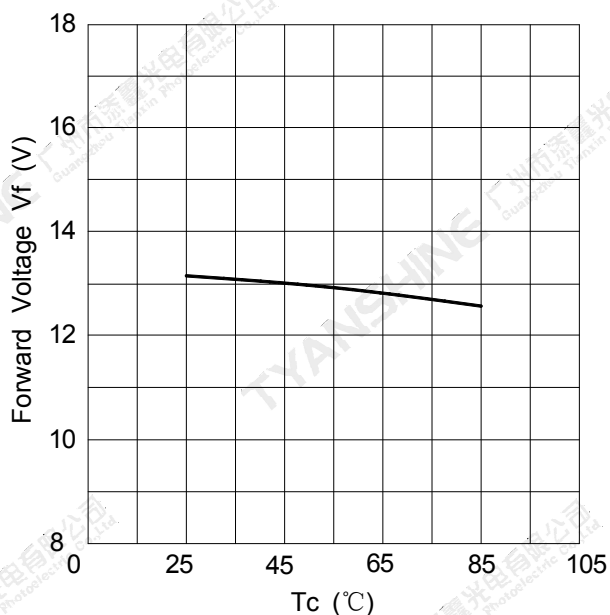
Forward Current VS. Relative Forward Voltage



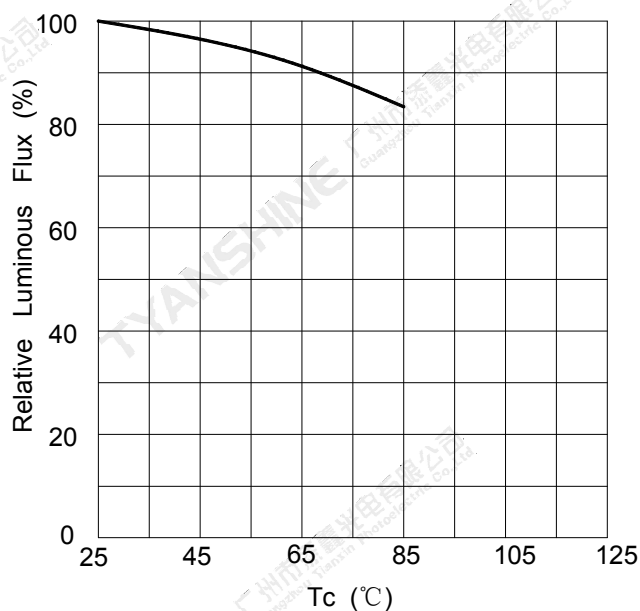
Forward Current VS. Relative Luminous Flux

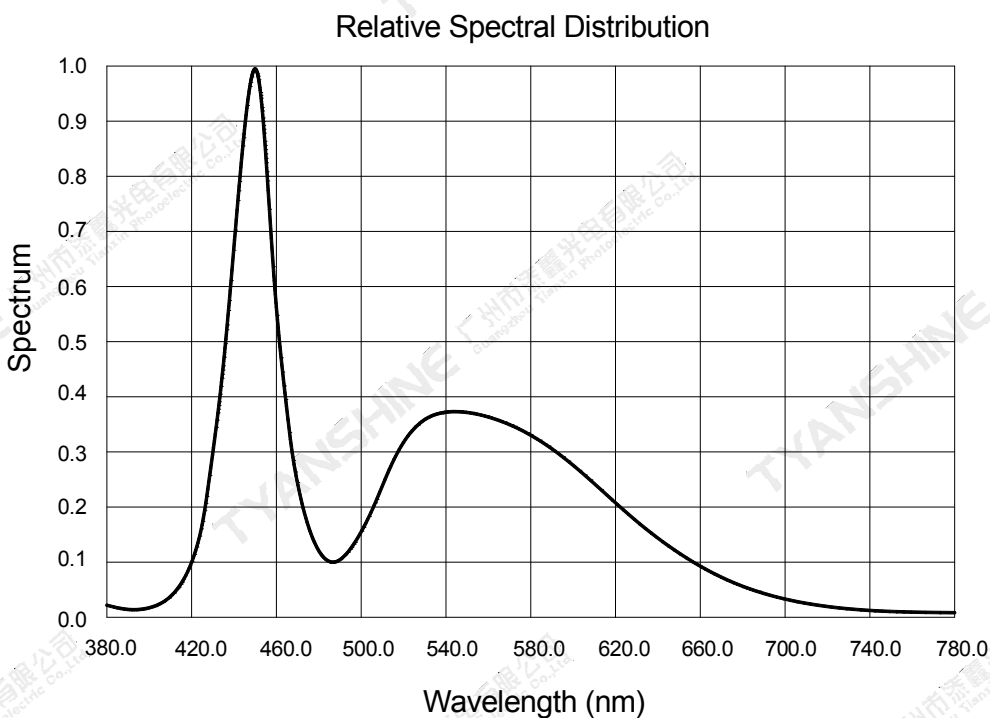
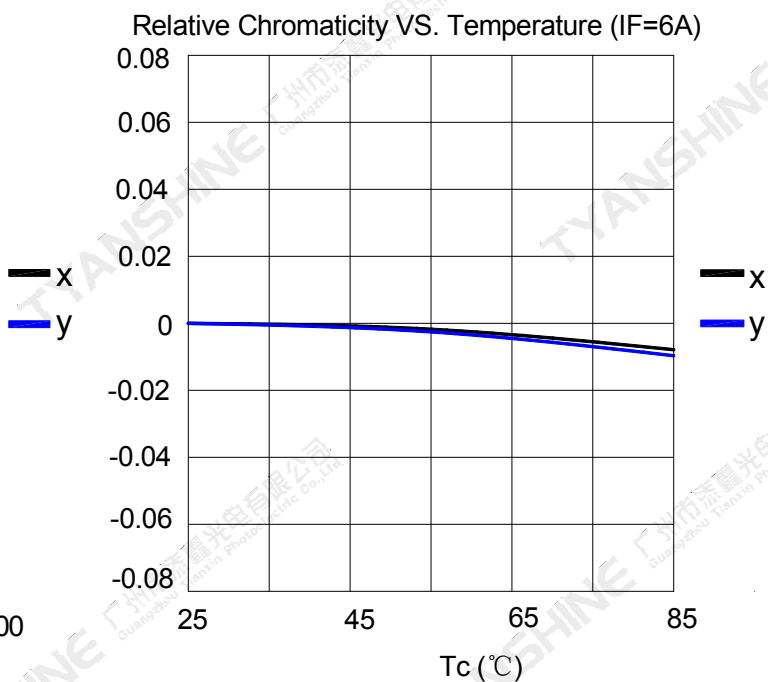
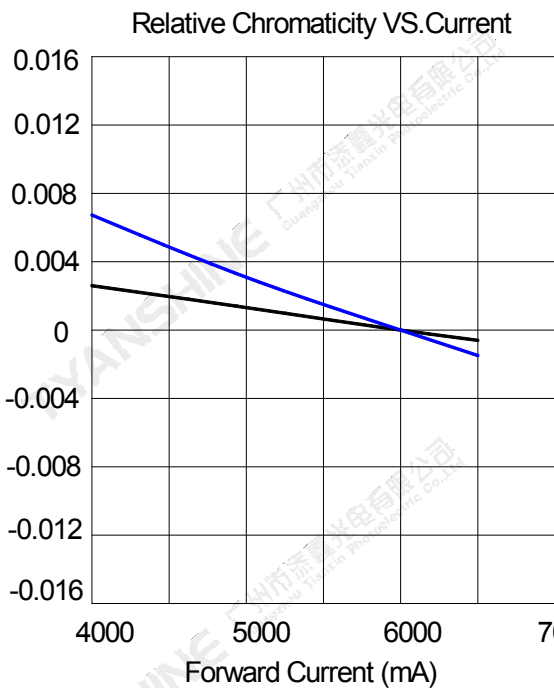


Temperature VS. Forward Voltage Vf (IF=6A)



Temperature VS. Relative Luminous Flux (IF=6A)



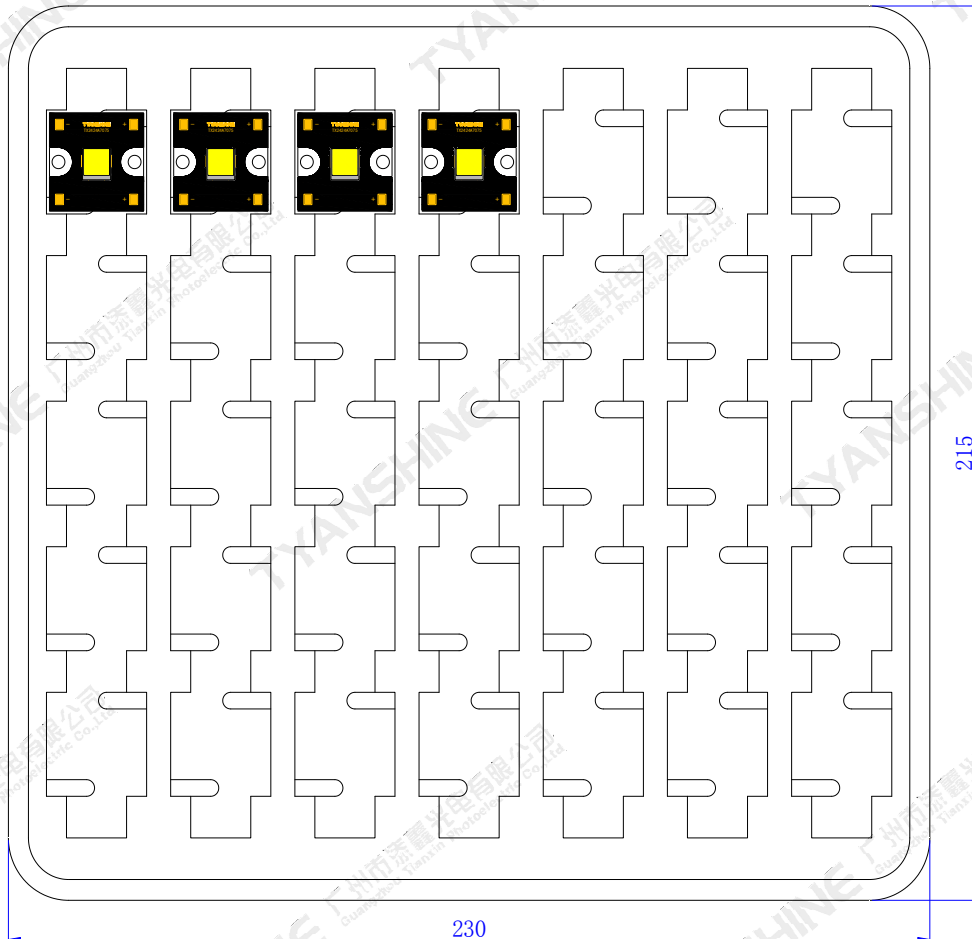


Notes:

1. $2\theta_{1/2}$ is the off axis angle from lamp centerline where the luminous intensity is 1/2 of the peak value.
2. View angle tolerance is $\pm 5^\circ$.

Dimensions For Cannulation And Packaging

Quantity:35 PCS



Notes:

1. All dimensions are in millimeters.
2. Tolerances are ± 2.0 mm unless otherwise noted.
3. The products are packaged together with silica gel, Transport, not to the weight of welding LED light-emitting area, As a result of the weight of LED light-emitting zone in the quality of, Irresponsible of the Company.

Part No.	TX-2424W80FC120-NUFENW-A01	Spec No.	WKF-FA0005	Page	7 of 8
----------	----------------------------	----------	------------	------	--------