

# TX-2016W8VSA1-NP3CD-01H95

## PRODUCT SPECIFICATION

**Features:**

- ◆Excellent transiting heat from LED chip operating under 2000mA.
- ◆High luminous output.
- ◆No UV.
- ◆Encapsulated materials are environmentally certified and meet environmental requirements.

**Chip Material:**

- ◆GaN

**Emitting Color:**

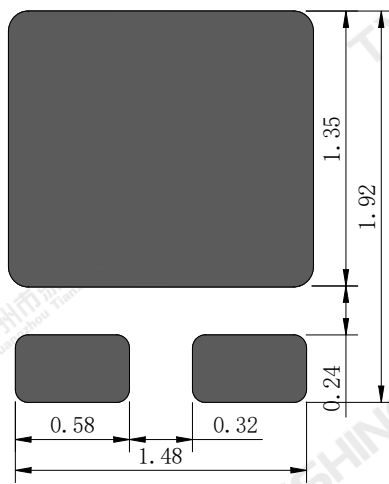
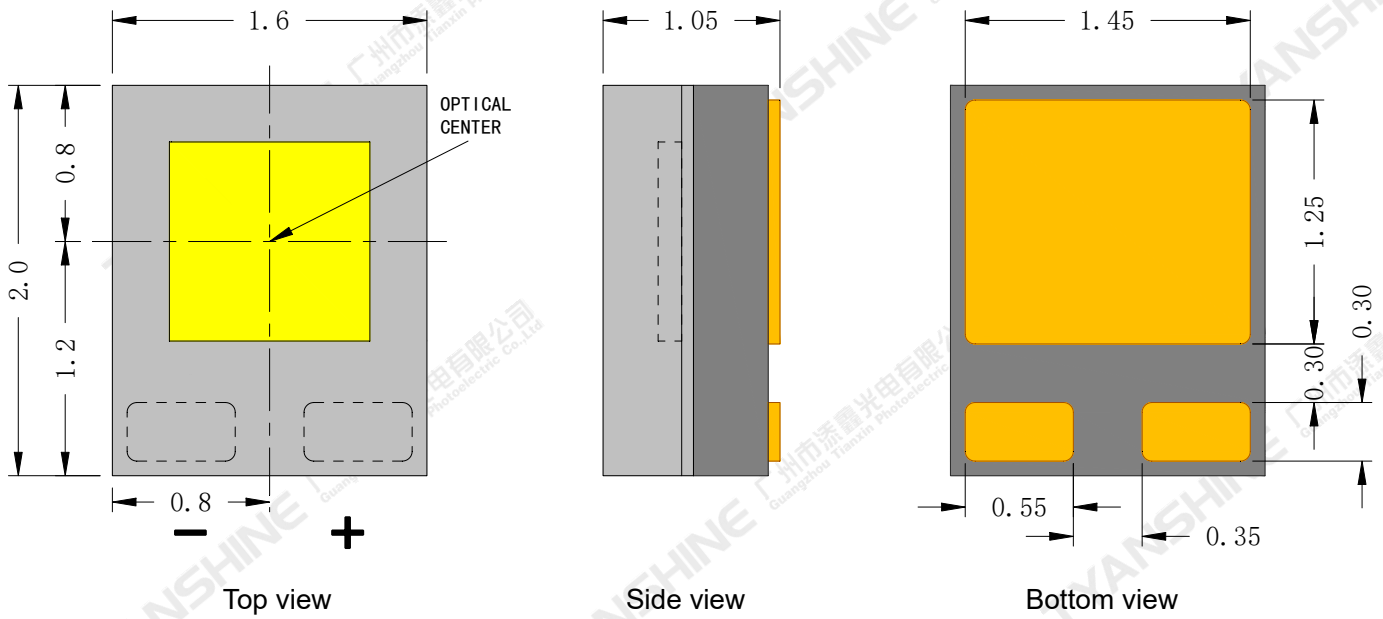
- ◆White(W)/Warm White(S)

**Applications:**

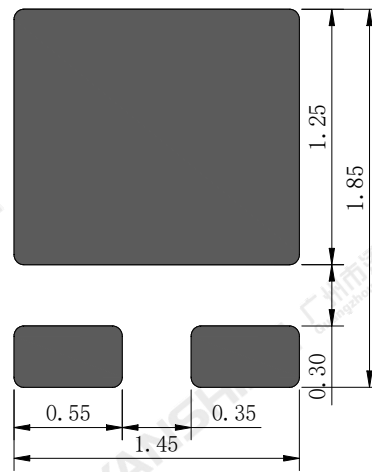
- ◆Portable Flashlight
- ◆Garden lighting
- ◆General Lighting

Part No.	TX-2016W8VSA1-NP3CD-01H95	Spec No.	WKF-EP0004	Page	1 of 9
----------	---------------------------	----------	------------	------	--------

**Package Dimensions:**



Recommended solder pad



Recommended stencil pattern

**Notes:**

- 1.All dimensions are in millimeters .
- 2.Tolerances unless otherwise mentioned are  $\pm 0.1\text{mm}$  .

**Absolute Maximum Ratings (Tc=25°C)**

Parameter	Symbol	Ratings	Unit
Forward Current	IF	2000	mA
Reverse Voltage	VR	5	V
Power Dissipation	PD	9.25	W
Junction Temperature	Tj	150	°C
Electrostatic Discharge Threshold (ESD)	ESD	ESD sensitive device	V
Storage Temperature	Tstg	-40~+70	°C
Operation Temperature	Topr	-30~+85	

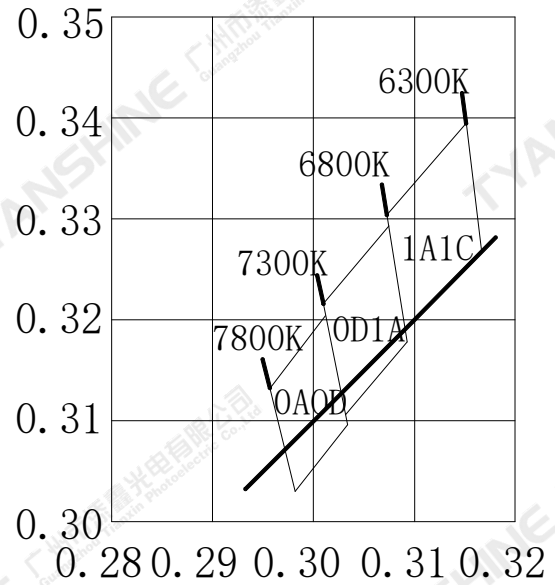
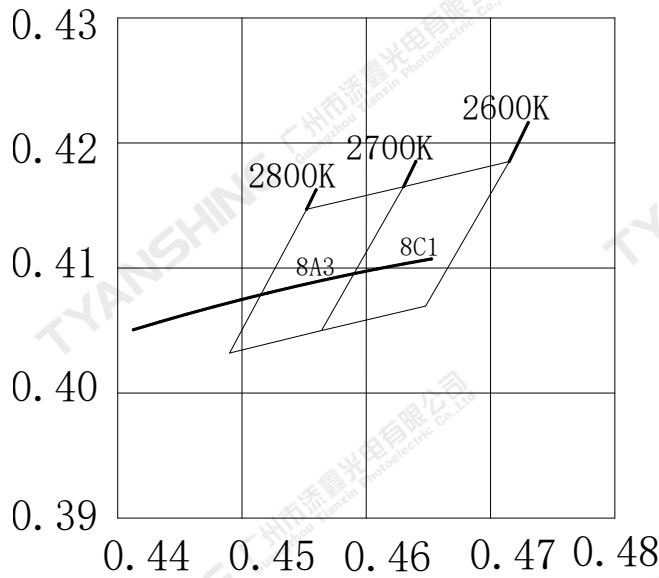
**Notes:**

- Specifications are subject to change without notice.
- The data on this specification is for reference only and the actual data is in accordance with the acknowledgment.
- Precautions for ESD:  
STATIC SHIELD Electricity and surge damages the LED. It is recommended to use a wrist band or anti-electrostatic glove when handling the LED. All devices, equipment and machinery must be properly grounded.

**Electrical Optical Characteristics (Tc=25°C, IF=1.0A)**

Parameter	Symbol	Emitting Color	Min.	Typ.	Max.	Units
Luminous Flux	$\Phi_v$	S(TypTC:2700K)	135	155	175	lm
		W(TypTC:6000K)	200	230	260	
Forward Voltage	$V_f$	—	2.7	3.1	3.4	V
Correlated Colour Temperature	CCT	S(TypTC:2700K)	2600	2700	2800	K
		W(TypTC:6000K)	6300	7050	7800	
Color Rendering Index	Ra	—	95	—	—	—
Spectral Line Half-Width	$\Delta\lambda$	—	19	24	29	nm
Viewing Angle at 50% IV	$2\theta_{1/2}$	—	—	120	—	Deg
Reverse Current	$I_R$	—	—	—	2	$\mu A$
Thermal Resistance Junction to Case	$R\theta_{J-C}$	—	—	4.5	—	K/W
Temperature Coefficient of Voltage	$V\Delta F/T$	—	—	-2.8	—	mV/°C

**White light Color coordinate filing (IF=1.0A)**



Region	CCT Range		X1	Y1	X2	Y2	X3	Y3	X4	Y4
	Min	Max								
8C1	2600K	2700K	0.4564	0.405	0.463	0.4165	0.4715	0.4185	0.4648	0.407
8A3	2700K	2800K	0.449	0.4032	0.4552	0.4147	0.463	0.4165	0.4564	0.405
1A1C	6300K	6800K	0.3091	0.3191	0.3073	0.3304	0.3152	0.3395	0.3167	0.3267
OD1A	6800K	7300K	0.3032	0.3106	0.301	0.3216	0.3075	0.3293	0.3093	0.3178
OA0D	7300K	7800K	0.2982	0.303	0.2957	0.3132	0.3012	0.3204	0.3034	0.3096

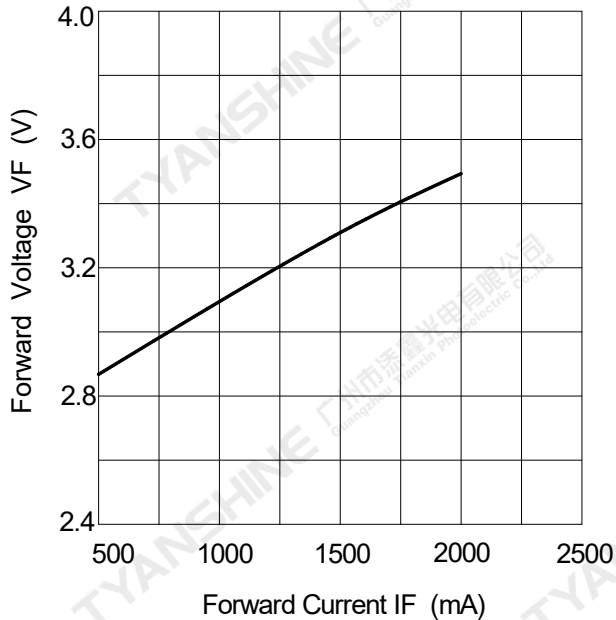
**Notes:**

- 1.Luminous intensity is measured with a light sensor and filter combination that approximates the CIE eye-response curve.
2. $\theta_{1/2}$  is the off-axis angle at which the luminous intensity is half the axial luminous intensity.
- 3.Luminous flux measurement tolerance: $\pm 10\%$ .
- 4.Forward voltage measurement tolerance: $\pm 0.3V$ .
- 5.Ra measurement tolerance: $\pm 2$ .

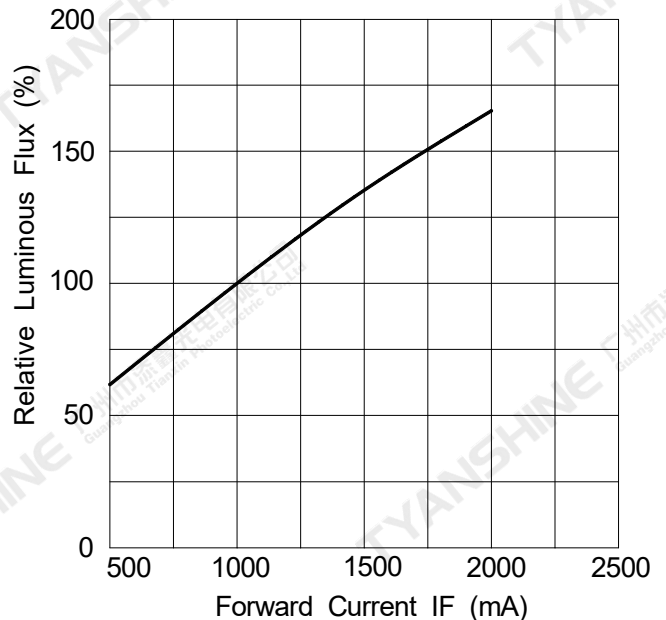
## Typical Electrical/Optical Characteristics Curves

(25°C Ambient Temperature Unless Otherwise Noted)

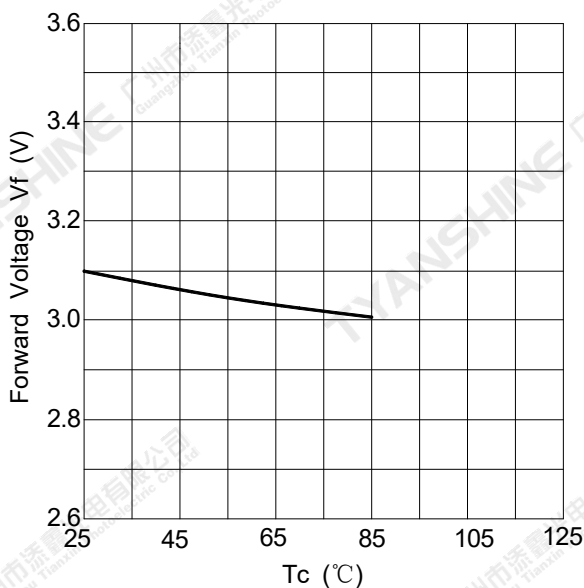
Forward Current VS. Relative Forward Voltage



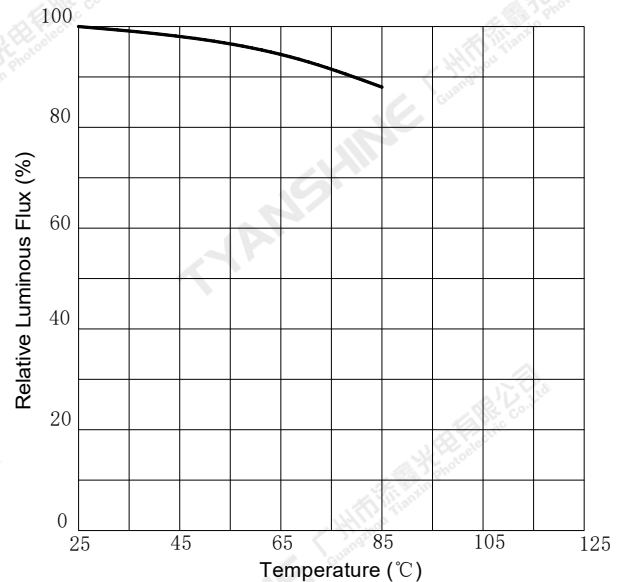
Forward Current VS. Relative Luminous Flux



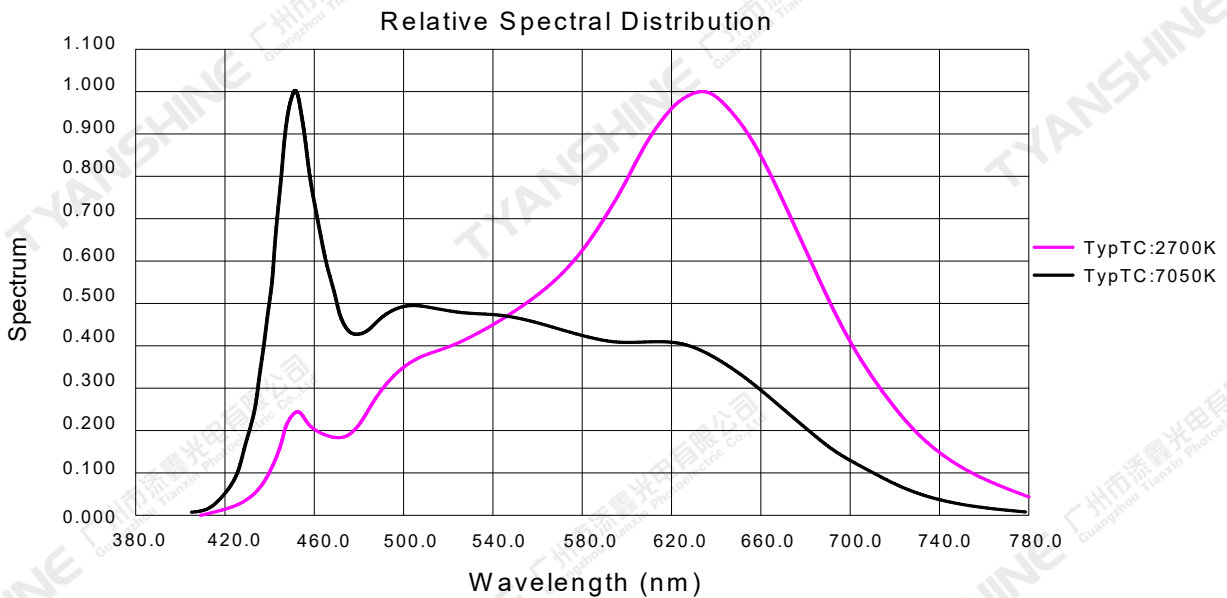
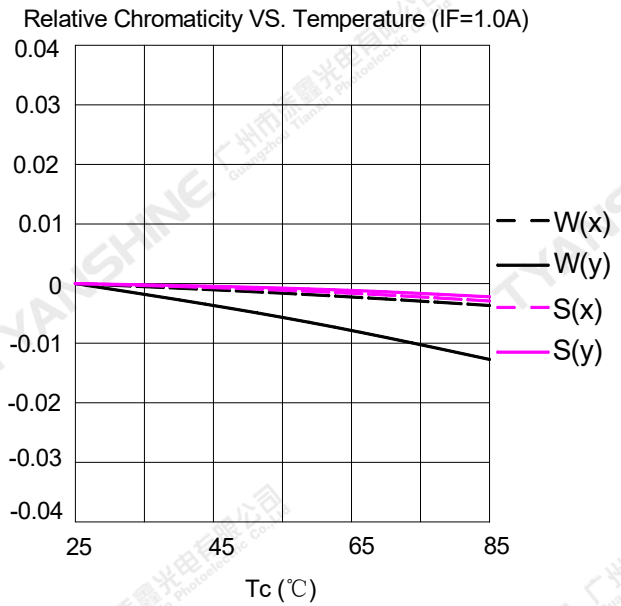
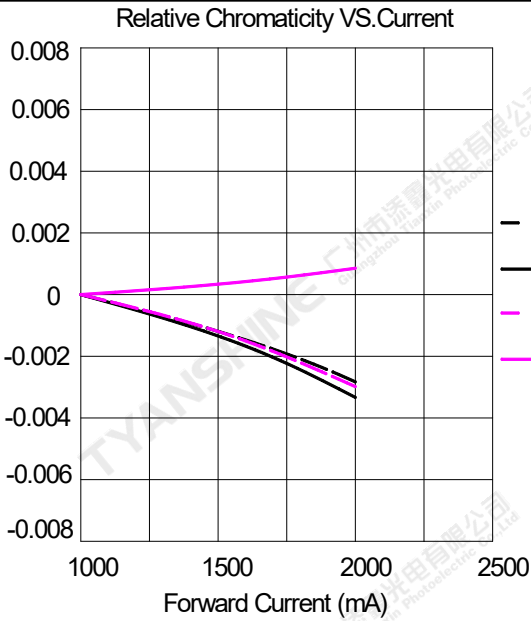
Temperature VS. Relative Luminous FLux (IF=1.0A)



Temperature VS. Relative Luminous Flux (IF=1.0A)



**Notes:** — White (W) ; — Warm white (S) ;



**Notes:** — White (W) ; — Warm white (S) ;

**Notes:**

1.  $2\theta_{1/2}$  is the off axis angle from lamp centerline where the luminous intensity is 1/2 of the peak value.
2. View angle tolerance is  $\pm 5^\circ$ .

## Usage Precautions

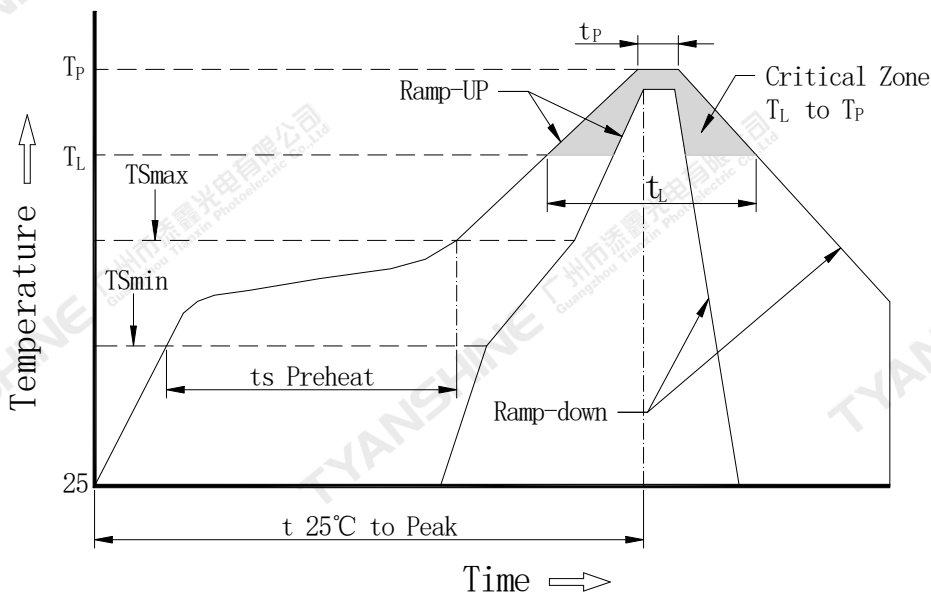
### Storage Environment Condition

Temperature: 5°C ~ 30°C (41°F ~ 86°F)

Humidity: 60% RH Max.

### Soldering Condition

Use the conditions shown to the under figure.



Profile Feature	Pb-Free Solderr(SnBi35Ag0.3)
Average Ramp-Up Rate (TS <sub>max</sub> to TP)	3°C/second max.
Preheat: Temperature Min (TS <sub>min</sub> )	100°C
Preheat: Temperature Max (TS <sub>max</sub> )	150°C
Preheat: Time (TS <sub>min</sub> to TS <sub>max</sub> )	60-120 seconds
Time Maintained Above: Temperature (TL)	183°C
Time Maintained Above: Time (TL)	60-150 seconds
Peak/Classification Temperature (TP)	225°C
Time Within 5°C of Actual Peak Temperature (TP)	10-30 seconds
Ramp-Down Rate	6°C/second max.
Time 25°C to Peak Temperature	6 minutes max.

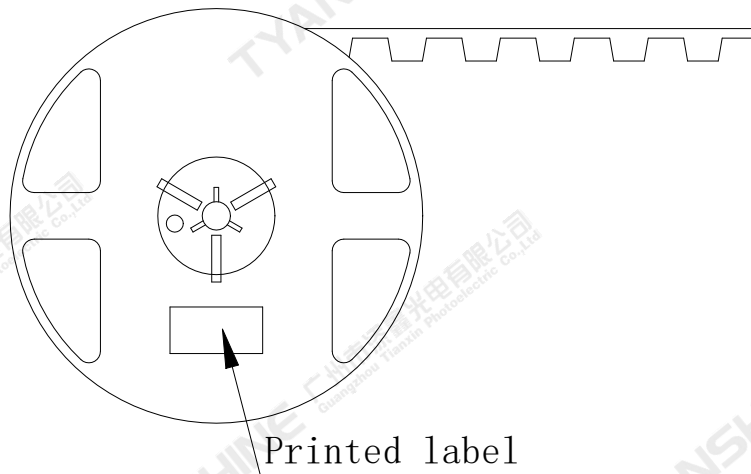
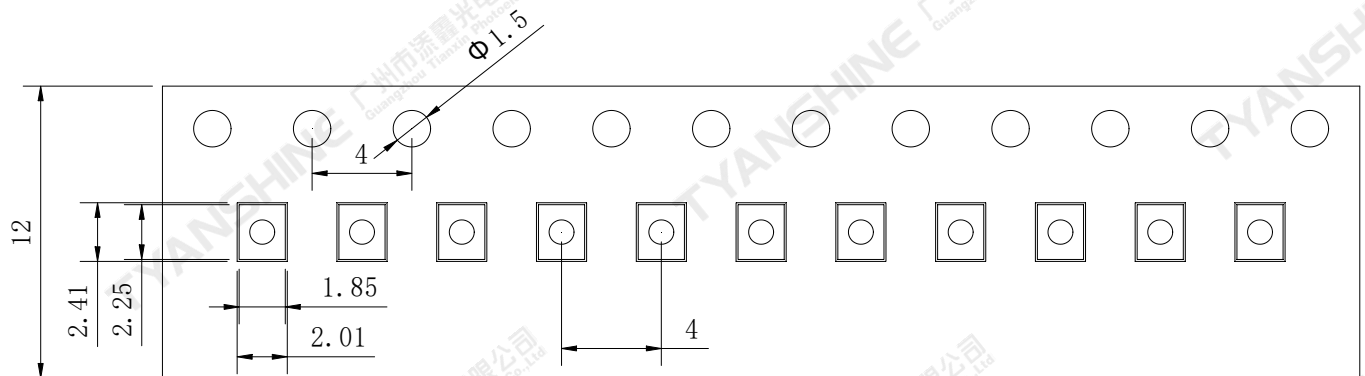
**Note:**

All temperatures refer to topside of the package, measured on the package body surface.



**Dimensions For Cannulation And Packaging**

**Quantity: 3000PCS**



**Notes:**

1. All dimensions are in millimeters.
2. Tolerances are  $\pm 2.0$  mm unless otherwise noted.
3. The products are packaged together with silica gel, Transport, not to the weight of welding LED light-emitting area, As a result of the weight of LED light-emitting zone in the quality of, Irresponsible of the Company.

Part No.	TX-2016W8VSA1-NP3CD-01H95	Spec No.	WKF-EP0004	Page	9 of 9
----------	---------------------------	----------	------------	------	--------