

TX-3575W25FC120-NUFEZW-B01D

PRODUCT SPECIFICATION

Features:

- ◆ Excellent transiting heat from LED chip operating under 2800 mA.
- ◆ Ceramic eutectic package allows it to have minimal internal stress and excellent thermal path.
- ◆ Flip chip coated with package, the output of lumen is stable.
- ◆ High luminous output.
- ◆ Encapsulated materials are environmentally certified and meet environmental requirements.

Chip Material:

- ◆ GaN

Emitting Color:

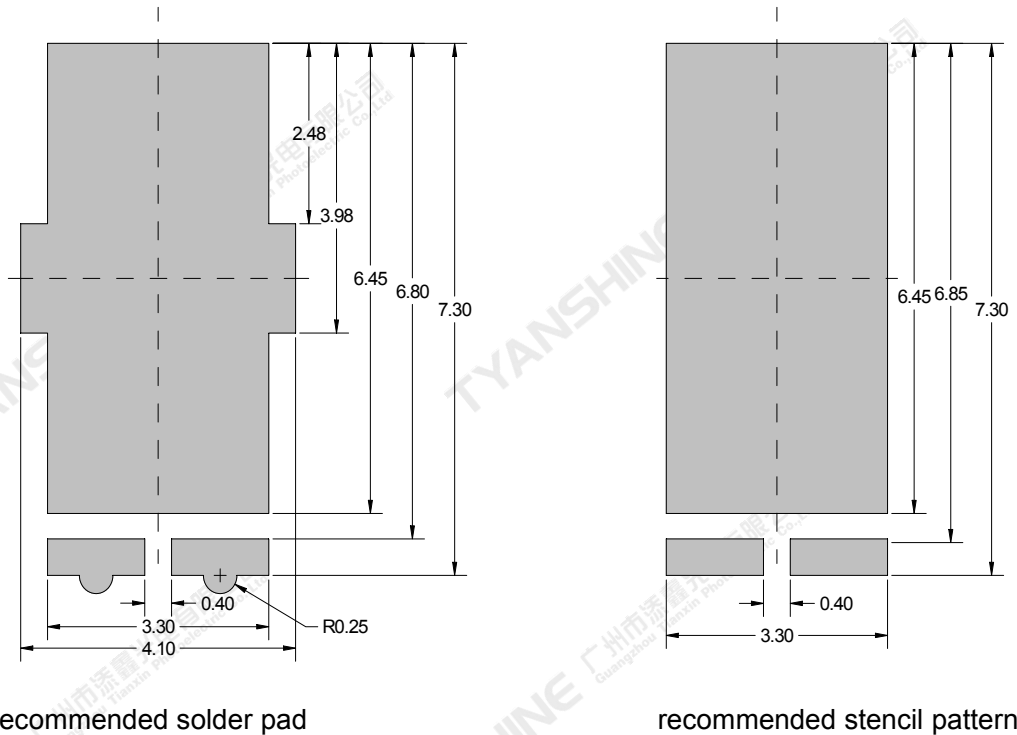
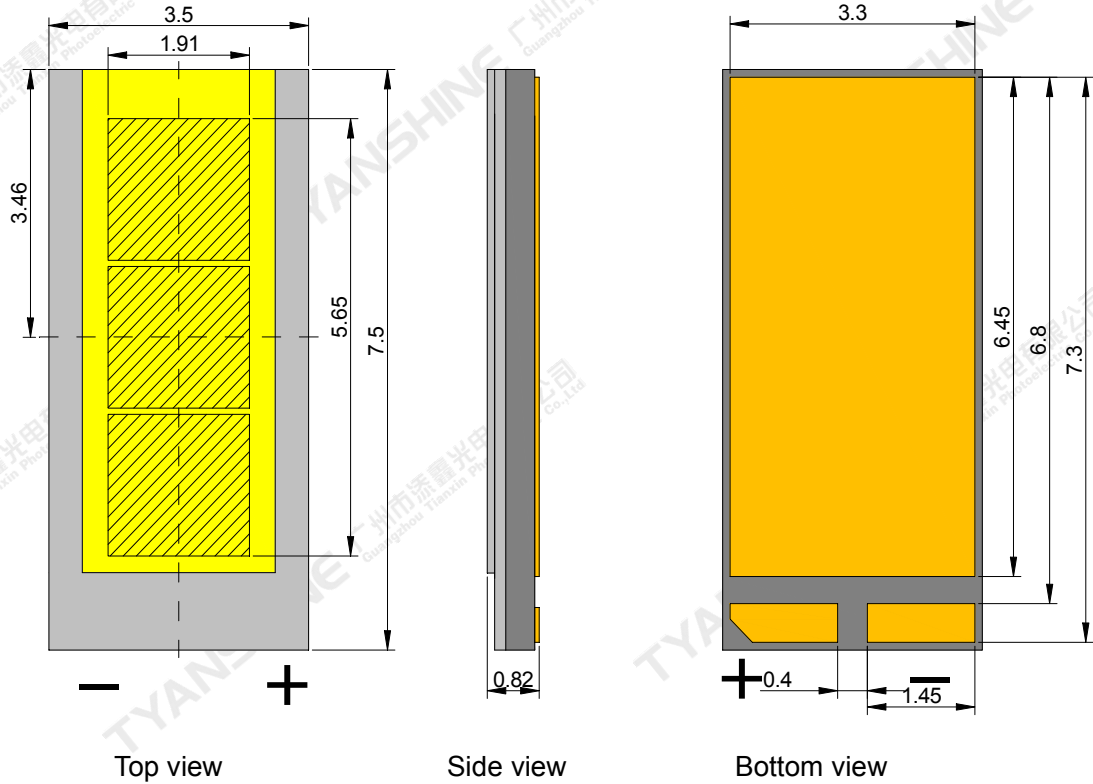
- ◆ Cold white

Applications:

- ◆ Automobile lighting

Part No.	TX-3575W25FC120-NUFEZW-B01D	Spec No.	WKF-EN0001	Page	1 of 9
----------	-----------------------------	----------	------------	------	--------

Package Dimensions:



Notes:

1. All dimensions are in millimeters .
2. Tolerances unless otherwise mentioned are $\pm 0.1\text{mm}$.

Part No.	TX-3575W25FC120-NUFEZW-B01D	Spec No.	WKF-EN0001	Page	2 of 9
----------	-----------------------------	----------	------------	------	--------

Absolute Maximum Ratings (Tc=25°C)

Parameter	Symbol	Ratings	Unit
Forward Current	IF	2800	mA
Reverse Voltage	VR	Not designed for reverse operation	V
Power Dissipation	PD	25	W
Junction Temperature	Tj	150	°C
Electrostatic Discharge Threshold (ESD)	ESD	2000	V
Storage Temperature	Tstg	-40~+70	°C
Operation Temperature	Topr	-30~+125	

Notes:

- 1.Specifications are subject to change without notice.
- 2.The data on this specification is for reference only and the actual data is in accordance with the acknowledgment.
- 3.Precautions for ESD:
STATIC SHIELD Electricity and surge damages the LED. It is recommended to use a wrist band or anti-electrostatic glove when handling the LED. All devices, equipment and machinery must be properly grounded.

Electrical Optical Characteristics (Tc=25°C)

Parameter	Symbol	Condition	Min.	Typ.	Max.	Units
Luminous Flux	ϕ_v	If=2500mA	2500	2700	2900	lm
Forward Voltage	V_f		9.2	9.6	9.9	V
Viewing Angle at 50% IV	$2\theta_{1/2}$		—	120	—	Deg
Correlated Colour Temperature	CCT	If=1000mA	5700	6000	6500	K
Reverse Current	I_R	—	—	—	—	μA
Thermal Resistance Junction to Case	$R_{\theta J-C}$	If=2500mA	—	0.4	—	K/W
Temperature Coefficient of Voltage	$V\Delta F/T$		—	-6	—	mV/°C

Notes:

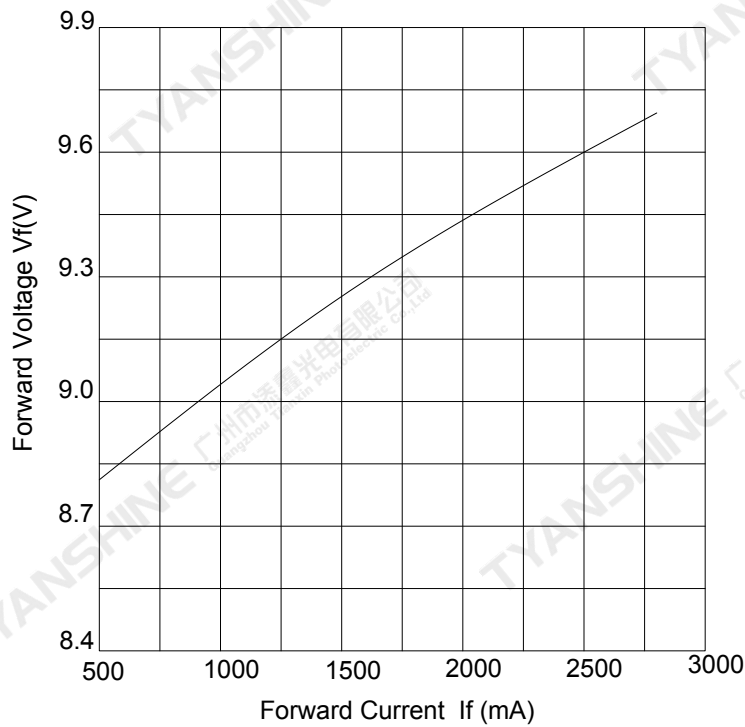
- 1.Luminous intensity is measured with a light sensor and filter combination that approximates the CIE eye-response curve.
2. $\theta_{1/2}$ is the off-axis angle at which the luminous intensity is half the axial luminous intensity.
- 3.The dominant wavelength (λ_d) is derived from the CIE chromaticity diagram and represents the single wavelength which defines the color of the device.
- 4.Luminous flux measurement tolerance:±15%.
- 5.Forward voltage measurement tolerance:±0.15V.

Part No.	TX-3575W25FC120-NUFEZW-B01D	Spec No.	WKF-EN0001	Page	4 of 9
----------	-----------------------------	----------	------------	------	--------

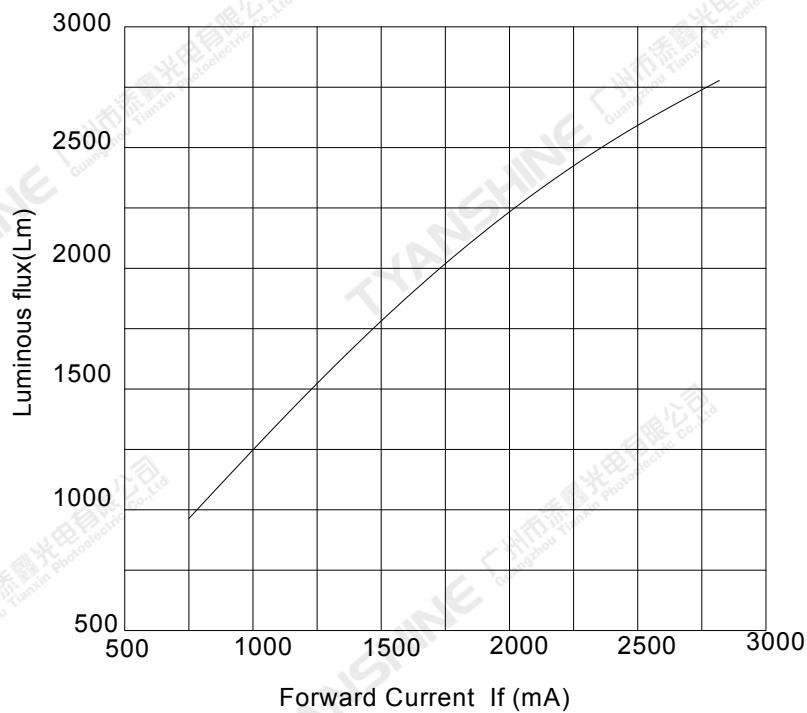
Typical Electrical/Optical Characteristics Curves

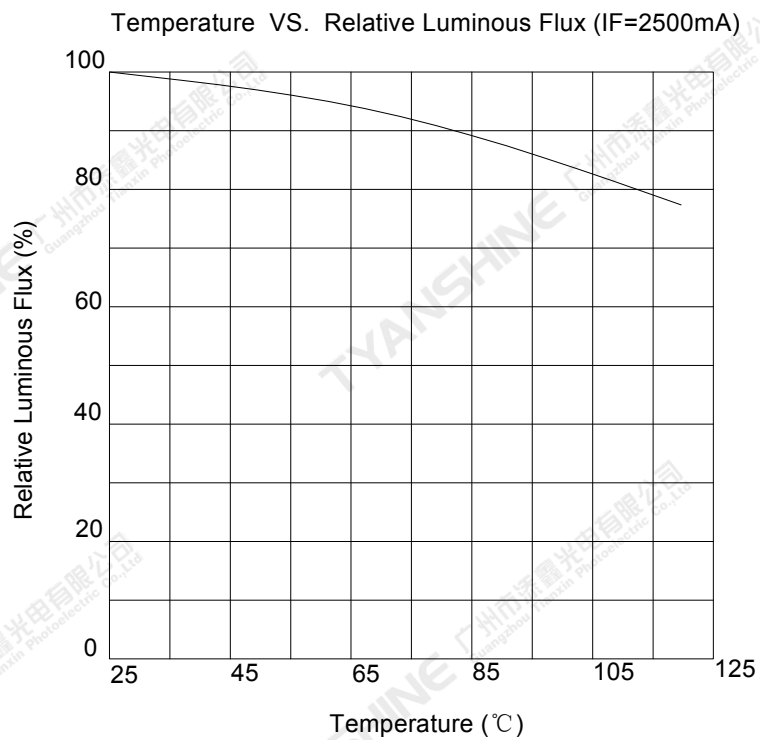
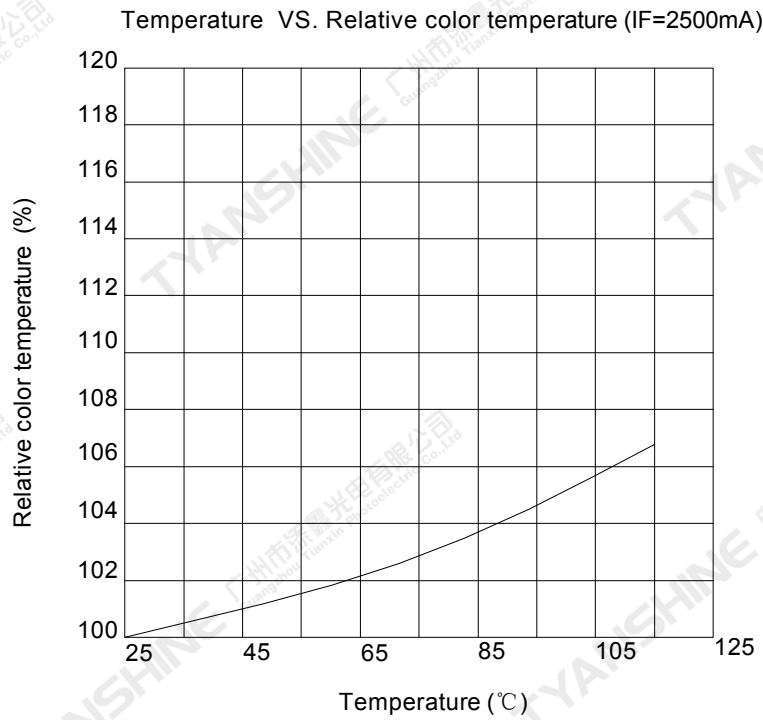
(25°C Ambient Temperature Unless Otherwise Noted)

Forward Current VS. Forward Voltage

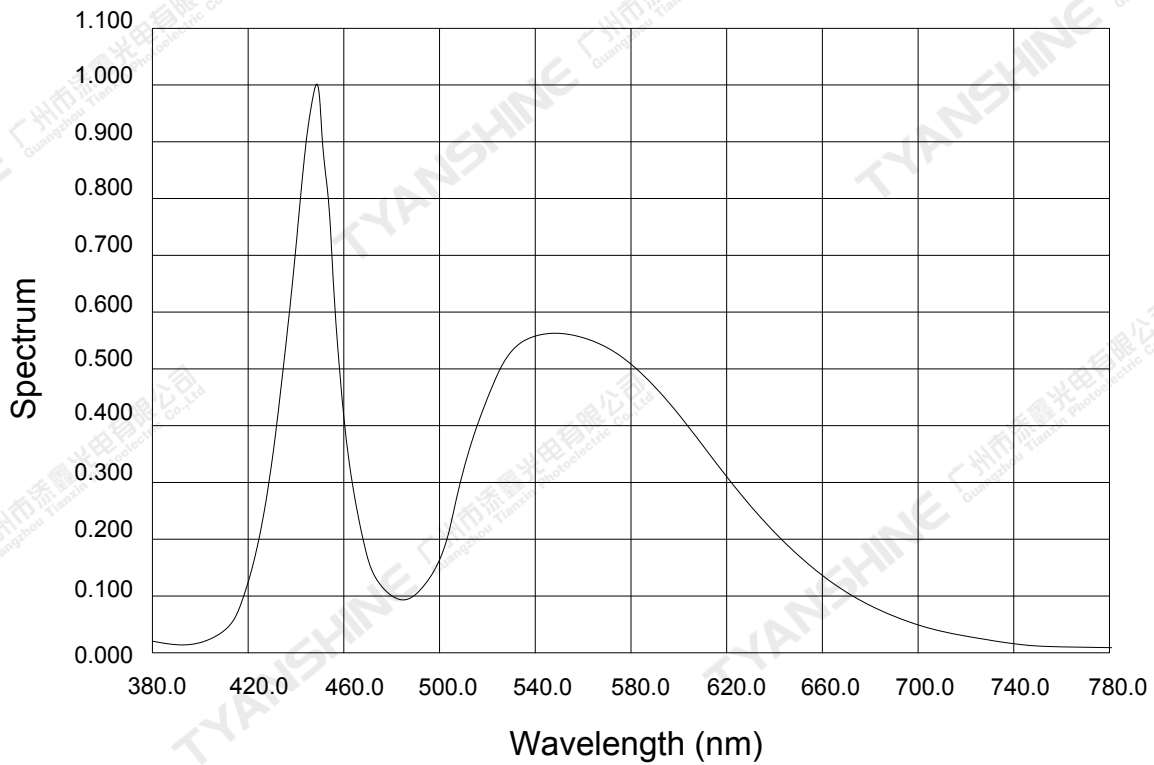


Forward Current VS. Luminous flux

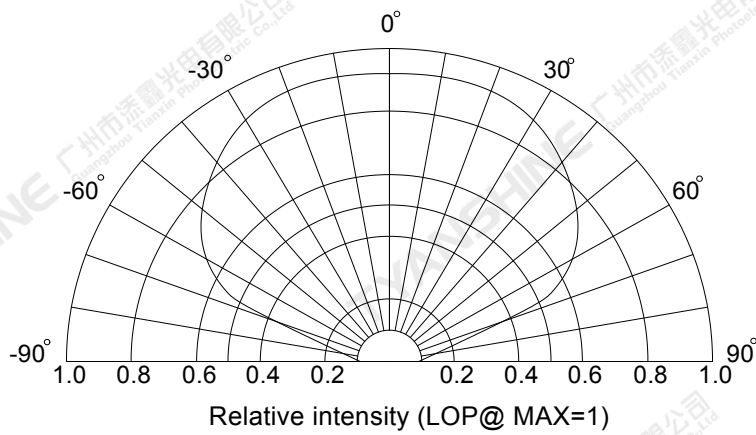




Relative Spectral Distribution



Beam Pattern



Notes:

1. $2\theta_{1/2}$ is the off axis angle from lamp centerline where the luminous intensity is 1/2 of the peak value.
2. View angle tolerance is $\pm 5^\circ$.

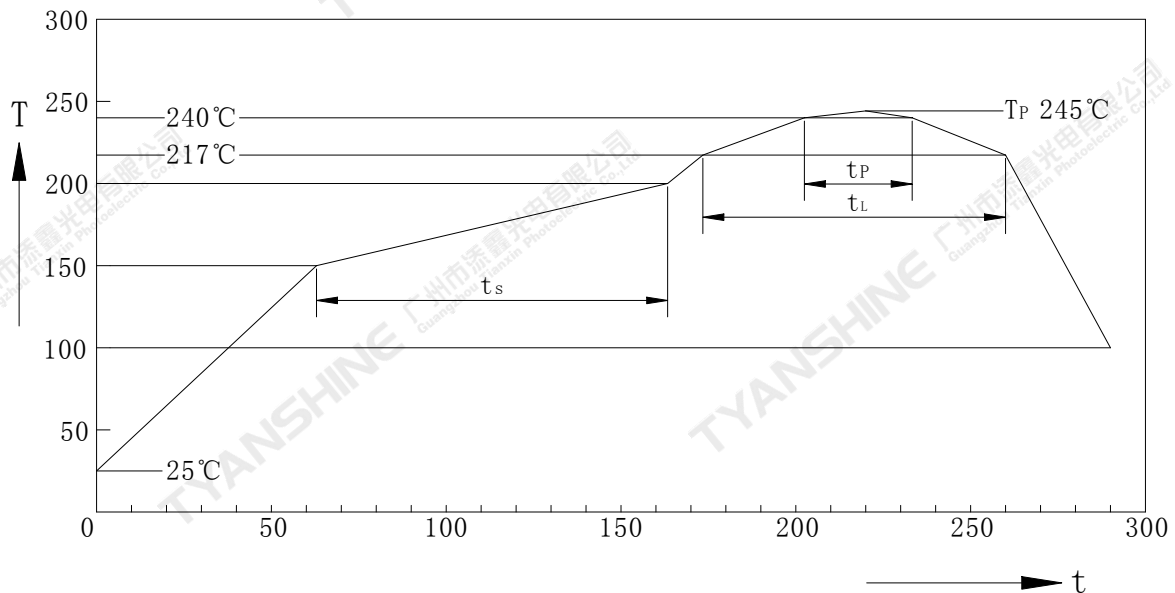
Usage Precautions

Storage Environment Condition

Temperature: 5°C ~ 30°C (41°F ~ 86°F)

Humidity: 60% RH Max.

Soldering Condition



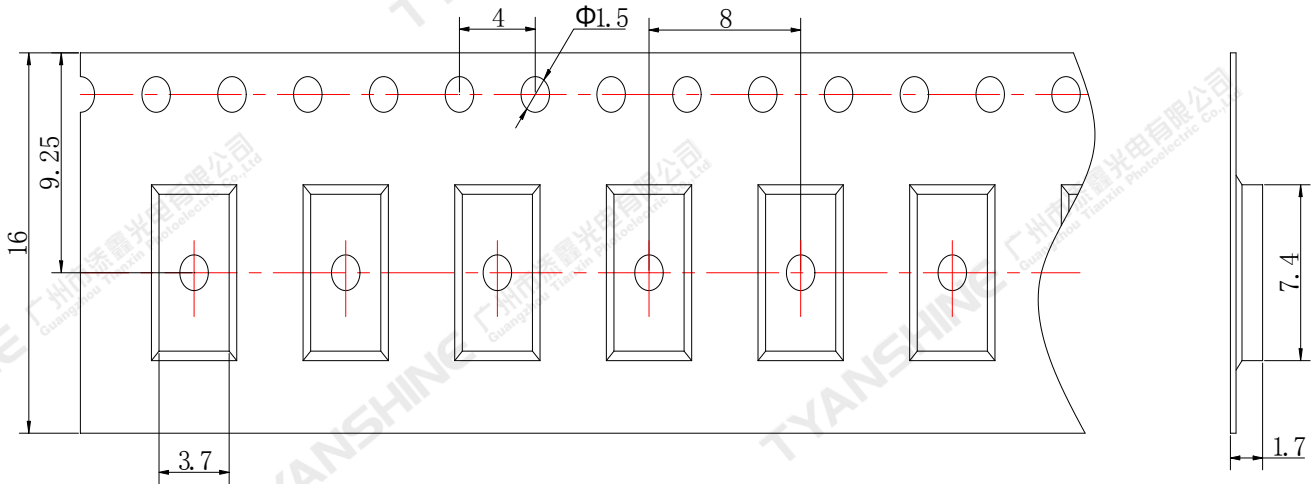
Profil-Charakteristik Profile Feature	Symbol	Pb-Free(SnAgCu)Assembly			Einheit Unit
		Minimum	Recommendation	Maximum	
Ramp-up Rate to Preheat 25°C to 150°C	-	-	2	3	K/s
Time ts T _{Smin} to T _{Smax}	ts	60	100	120	s
Ramp-up Rate to Peak T _{Smax} to T _p	-	-	2	3	K/s
Liquidus Temperature	T _L	217			°C
Time above Liquidus temperature	t _L	-	80	100	s
Peak Temperature	T _P	-	245	260	°C
Time within 5°C of the specified peak temperature T _p -5 K	t _p	10	20	30	s
Ramp-down Rate T _p to 100°C	-	-	3	6	K/s
Time 25°C to T _p	-	-	-	480	-

Note:

All temperatures refer to topside of the package, measured on the package body surface.

Dimensions For Cannulation And Packaging

Quantity: 1000PCS



Notes:

1. All dimensions are in millimeters.
2. Tolerances are ± 2.0 mm unless otherwise noted.
3. The products are packaged together with silica gel, Transport, not to the weight of welding LED light-emitting area, As a result of the weight of LED light-emitting zone in the quality of, Irresponsible of the Company.

Part No.	TX-3575W25FC120-NUFEZW-B01D	Spec No.	WKF-EN0001	Page	9 of 9
----------	-----------------------------	----------	------------	------	--------